

**Bachelor of Commerce
(B.Com.)**

**Micro Economics
(DBC MCO102T24)**

**Self-Learning Material
(SEM 1)**



**Jaipur National University
Centre for Distance and Online Education**

**Established by Government of Rajasthan
Approved by UGC under Sec 2(f) of UGC ACT 1956
&
NAAC A+ Accredited**

Preface

Microeconomics focuses on how individuals, businesses, and sectors behave in a market economy. We will investigate how these economic actors respond to price, earnings, and market circumstance alterations.

We will cover a variety of topics in this course that form the basis of microeconomic analysis. To comprehend how businesses function and how market outcomes are decided, we will explore market structures such as perfect competition, monopolistic competition, oligopoly, and monopoly.

We will also discuss the ideas of market failure and how government intervention may be used to address market inefficiencies. Externalities, public goods, and asymmetric knowledge are just a few subjects that can help clarify the complexity of market interactions and the necessity for effective governmental responses.

This course will provide the frameworks and analytical skills required to critically analyse economic challenges from a microeconomic standpoint. We will participate in theoretical discussions, numerical problem-solving, and real-world case studies to better your comprehension of microeconomic ideas and their applications.

INDEX			
S.No.	Topic		Page No.
	Unit - 1		
1	INTRODUCTION TO PRICES		
2	1.1	Absolute Price	1 – 9
3	1.2	Relative prices	
4	1.3	Difference between Absolute and relative prices	
5	1.4	Summary	
6	1.5	Keywords	
7	1.6	Self-Assessment Questions	
8	1.7	Case Study	
9	1.8	Reference	
	Unit-2		
10	PERFECT MARKET		
11	2.1	Perfectly Competitive Price	10 – 20
12	2.2	General Equilibrium Models	
13	2.3	Uniqueness and Determinacy	
14	2.4	Summary	
15	2.5	Keywords	
16	2.6	Self-Assessment Questions	
17	2.7	Case Study	
18	2.8	Reference	
	Unit-3		
19	ECONOMIC ANALYSIS THEORMS		
20	3.1	Edgeworth box analysis	21 - 30
21	3.2	Pareto improvement and efficiency	
22	3.3	Walrasian equilibrium	
23	3.4	Summary	
24	3.5	Keywords	

25	3.6	Self-Assessment Questions	
26	3.7	Case Study	
27	3.8	Reference	
28	Unit-4 WELFARE THEORMS		
29	4.1	Arrow-Debreu Economy	
30	4.2	Welfare Theorems	
31	4.3	Existence of Walrasian Equilibrium	
32	4.4	Fixed-Point Theorem	31 - 41
33	4.5	Summary	
34	4.6	Keywords	
35	4.7	Self-Assessment Questions	
36	4.8	Case Study	
37	4.9	Reference	
38	Unit-5 CORE AND CORE CONVERGENCE		
39	5.1	Core and Core Convergence	
40	5.2	General Equilibrium With Time and Uncertainty	
41	5.3	Jensen's Inequality	
42	5.4	Summary	42 – 52
43	5.5	Keywords	
44	5.6	Self-Assessment Questions	
45	5.7	Case Study	
46	5.8	Reference	
47	Unit-6 SOCIAL JUSTICE		
48	6.1	Social welfare function	53 - 62
49	6.2	Transfer Efficiency	
50	6.3	Kaldor-Hicks-Samuelson Criterion	

51	6.4	Rawl's Theory of Social Justice	
52	6.5	Summary	
53	6.6	Keywords	
54	6.7	Self-Assessment Questions	
55	6.8	Case Study	
56	6.9	Reference	
57	Unit-7 MARKET FAILURE		
58	7.1	Reasons for Market Failure	
59	7.2	Types of Public Goods	
60	7.3	Overview	63 – 71
61	7.4	Key Terms	
62	7.5	Questions	
63	7.6	Case Study	
64	7.7	Reference	
65	Unit-8 PUBLIC GOODS		
66	8.1	Theory of Public Goods	
67	8.2	Summary	
68	8.3	Keywords	72 – 80
69	8.4	Self-Assessment Questions	
70	8.5	Case Study	
71	8.6	Reference	
72	Unit-9 EXTERNATITIES		
73	9.1	Externalities	
74	9.2	Types of Externalities	81 - 89
75	9.3	Solutions to Externalities	
76	9.4	Overview	

77	9.5	Key terms	
78	9.6	Questions	
79	9.7	Case Study	
80	9.8	Reference	
81	Unit-10 ADVERSE SELECTION		
82	10.1	Asymmetric Information	90 - 98
83	10.2	Moral Hazard Problem	
84	10.3	Adverse Selection	
85	10.4	Principal Agent Problem	
86	10.5	Summary	
87	10.6	Keywords	
88	10.7	Self-Assessment Questions	
89	10.8	Case Study	
90	10.9	Reference	
91	Unit-11 CREDIT MARKET		
92	11.1	Theory of Lemon	99 – 105
93	11.2	Credit Market	
94	11.3	Summary	
95	11.4	Keywords	
96	11.5	Self-Assessment Questions	
97	11.6	Case Study	
98	11.7	Reference	
99	Unit-12 MARKET SIGNALLING		
100	12.1	Implications of asymmetric information	106 – 113
101	12.2	Market signalling	
102	12.3	Summary	

103	12.4	Keywords	
104	12.5	Self-Assessment Questions	
105	12.6	Case Study	
106	12.7	Reference	
107	Unit-13 GAME THEORY		
108	13.1	Game Theory	
109	13.2	Sequential and Simultaneous games	
110	13.3	Extensive forms and Normal forms	
111	13.4	Dominant Strategies	114 - 128
112	13.5	Nash equilibrium	
113	13.6	Summary	
114	13.7	Keywords	
115	13.8	Self-Assessment Questions	
116	13.9	Case Study	
117	13.1	Reference	
118	Unit-14 TYPES OF GAMES		
119	14.1	Dynamic Games	129 - 134
120	14.2	Backward Induction	
121	14.3	Sub-game Perfect Equilibrium	
122	Unit-15 OLIGOPOLY MARKETS		
123	Applications with Oligopoly Markets		134- 139
124	15.2	Summary	
125	15.3	Keywords	
126	15.4	Self-Assessment Questions	
127	15.5	Case Study	
128	15.6	Reference	

Unit: 1
INTRODUCTION TO PRICES

Learning Objectives:

1. To understand the Concept of Absolute Price and Relative price.
2. To understand the Difference between Absolute and relative prices

Structure:

- 1.1 Absolute Price
- 1.2 Relative prices
- 1.3 Difference between Absolute and relative prices
- 1.4 Summary
- 1.5 Keywords
- 1.6 Self-Assessment Questions
- 1.7 Case Study
- 1.8 Reference

1.1 Absolute Price

Absolute pricing is the precise monetary value given to a good or service without taking into

consideration any other aspects or comparisons. It specifies the precise amount needed to procure or purchase of a particular item. Discounts, promotions, or other choices are not taken into account when determining the absolute price. The absolute price stays the same and is unaffected by outside factors like the state of the economy, market demand, or consumer purchasing power.

The absolute price gives a clear indication of the item's cost because it is often provided in the local currency. Without taking into consideration price variations or changes over time, it represents a single-point measurement at a certain period.

Although the absolute price provides a precise gauge, it is frequently helpful to take relative pricing into account as well. In order to help customers and businesses make wise decisions based on value for money and opportunity costs, relative pricing assesses the costs of various goods or services in relation to one another.

Individuals and organisations can evaluate affordability, budgeting, and pricing plans by having a clear understanding of the absolute price. When making judgements, it is crucial to take into account different aspects including contrasts in cost, level of quality, and personal preferences.

Importance of Absolute Price

The significance of an absolute price stems from its function as a critical metric for determining how much a good or service will cost. It enables people and companies to decide with knowledge about an item's actual monetary value.

By understanding the absolute price, consumers may assess if a good or service fits within their spending limits. It acts as a benchmark for affordability, assisting people in wisely allocating their financial resources.

The absolute price is essential for organisations to figure out manufacturing costs and develop pricing strategies. Companies may ensure their pricing is competitive and in line with their intended profit margins by precisely estimating the absolute price.

Additionally, the absolute price offers transaction transparency. Without the impact of outside influences or contextual biases, buyers and sellers can express the agreed-upon value plainly. It encourages consistency and impartiality in business dealings.

However, it is crucial to remember that the decision-making process considers more than just the actual price. Other factors like quality, features, and client preferences should also be deemed to create well-rounded decisions.

1.2 Relative Price

A product's or service's price is measured in relation to the cost of another product to determine its comparable pricing. It aids businesses in correctly allocating resources and adjusting output.

Importance

As the standard price indices, which show how prices fluctuate over time, alter as a result of changes in relative pricing, you may experience these changes. These changes occur as individual prices respond to the ebb and flow of supply and demand for particular items. Changes in relative pricing provide information on the rarity of specific goods or services.

A rising relative price suggests that demand is more significant than supply (or that supply lags behind demand), whereas a falling relative price shows the contrary. While businesses strive to bring more items to market in order to make a profit, the rising relative price pushes customers to save money on pricey products and look for their equivalents.

With the use of a ratio, relative pricing for final goods and services, assist businesses in deciding what to manufacture. This ratio demonstrates how land, money, and labour should be distributed to generate goods and services. Therefore the business is able to precisely modify the production of items when it is aware of a spike in comparable prices.

Due to the various above-mentioned factors, it is necessary for every business and person to be aware of relative costs. Let's now discuss how absolute and relative pricing differs from

one another.

How to Calculate a Relative Price

As we all know, a product's relative price is its cost in relation to another product. It is portrayed as a ratio of the costs of two goods or services. Divide the cost of one product by the cost of another to get the relative pricing of that product.

Take coffee as an illustration. While one cup of coffee with almond milk costs Rs. 10, a big cup of cappuccino is only Rs. 5.

$$\text{Rs. } 10 / \text{Rs. } 5 = 2:1$$

According to this ratio, you could get two cups of cappuccino for the same price as one cup of coffee (Rs.10).

Here is a formula to calculate a relative price for the goods you need:

$$\mathbf{Pr = Px / Py}$$

Where,

- Pr is a relative price;
- Px is the price of a first product;
- Py is the price of a second product.

Let's consider a different scenario in which the two items are homes and flats. For instance, the price of homes has increased in comparison to flat rents, which may imply that residences are now in high demand. A developer would transfer funds from the development of apartments to the construction of homes to fulfil demand and maximise profit. There will consequently be more homes than flats.

Imagine that the cost of flats is going down. It may be the result of an excess of residential buildings. As a result, developers would construct fewer flats and consider investing resources in building homes.

In conclusion, relative pricing is essential because it enables businesses to deploy resources

wisely and generate the most profit. Additionally, it allows you to define preferences for particular goods and compare pricing.

1.3 Absolute vs Relative Price

The method used to measure and compare absolute and relative pricing is different. An English explanation is provided below:

Absolute Price:

Absolute pricing is the precise monetary value given to a good or service without considering other things or making comparisons. It serves as a representation of the precise monetary amount needed to buy an item.

For instance, a shirt's absolute price is Rs. 30 if it is priced at Rs. 30. This number is independent and does not include discounts or other available alternatives, prices for other shirts, or any other variables.

Relative Price:

Comparing relative pricing includes evaluating the costs of various commodities and services. To determine the value for money or opportunity costs, it considers how much one thing costs with another.

Let's compare the prices of two shirts as an illustration. Priced at Rs. 30 for shirt A and Rs. 40 for shirt B, respectively. The difference in Shirts A and B price would be Rs. 30/Rs. 40, or 0.75 or 75%. This indicates that Shirt A is priced at 75% of what Shirt B is.

Individuals and organisations may assess the cost-effectiveness of various solutions and make wise choices based on value comparisons thanks to relative prices.

Relative prices compare the costs of various goods to determine their relative worth, whereas absolute prices indicate the precise monetary value of a good or service. Relative price provides comparisons and assessments, whereas absolute prices offer a precise measurement.

1.3 Summary

- Absolute pricing is the precise monetary value given to a good or service without taking into consideration any other aspects or comparisons. It specifies the precise

amount needed to procure or purchase of a particular item. Discounts, promotions, or other choices are not taken into account when determining the absolute price. The absolute price stays the same and is unaffected by outside factors like the state of the economy, market demand, or consumer purchasing power.

- The absolute price gives a clear indication of the item's cost because it is often provided in the local currency. Without taking into consideration price variations or changes over time, it represents a single-point measurement at a certain period.
- Individuals and organisations can evaluate affordability, budgeting, and pricing plans by having a clear understanding of the absolute price. When making judgements, it is crucial to take into account different aspects including contrasts in cost, level of quality, and personal preferences.
- The significance of an absolute price stems from its function as a critical metric for determining how much a good or service will cost. It enables people and companies to decide with knowledge about an item's actual monetary value.
- The absolute price is essential for organisations to figure out manufacturing costs and develop pricing strategies. Companies may ensure their pricing is competitive and in line with their intended profit margins by precisely estimating the absolute price.
- A product's or service's price is measured in relation to the cost of another product to determine its comparable pricing. It aids businesses in correctly allocating resources and adjusting output.
- As the standard price indices, which show how prices fluctuate over time, alter as a result of changes in relative pricing, you may experience these changes. These changes occur as individual prices respond to the ebb and flow of supply and demand for particular items. Changes in relative pricing provide information on the rarity of specific goods or services.
- A rising relative price suggests that demand is more significant than supply (or that supply lags behind demand), whereas a falling relative price shows the contrary. While businesses strive to bring more items to market in order to make a profit, the rising relative price pushes customers to save money on pricey products and look for their equivalents.
- Absolute pricing is the precise monetary value given to a good or service without considering other things or making comparisons. It serves as a representation of the precise monetary amount needed to buy an item.

- Relative prices compare the costs of various goods to determine their relative worth whereas absolute prices indicate the precise monetary value of a good or service.
- Relative price provides comparisons and assessments, whereas absolute prices offer precise measurement.

1.4 Keywords

- **Absolute Price:** The precise monetary value given to a good or service without considering other things or making comparisons. It serves as a representation of the precise monetary amount needed to buy an item.
- **Relative Price:** Price differences between various commodities or services relative to one another are referred to as relative pricing. Determining value for money or opportunity costs entails comparing the expenses of various items.
- **Equilibrium Price:** The cost at which producers and consumers may balance their supply and demand for a good or service, bringing about market equilibrium. The interplay of supply and demand factors governs it.
- **Supply and Demand:** The basic economic principle of supply and demand describes the link between the quantity of a good or service that manufacturers are willing to offer and the quantity that customers are willing to buy at a specific price. Prices and the market's equilibrium can change when supply and demand fluctuate.

1.5 Self-Assessment Questions

1. What is the difference between absolute price and relative price?
2. How do absolute prices and relative prices impact consumer decision-making?
3. Can you provide examples of absolute price and relative price in real-life scenarios?
4. How do changes in supply and demand affect the equilibrium price?
5. Why is it important for businesses to consider both absolute and relative prices when setting their pricing strategies?

1.6 Case Study

Case Title: Comparative Analysis of Absolute Price vs. Relative Price Tactics for Maximising Revenues in a Retail Apparel Business's T-Shirt Collection

For their new collection of t-shirts, a retail apparel business is exploring two distinct price tactics. They are comparing the absolute pricing and relative price methods to evaluate which strategy would be more successful in luring clients and maximising revenues.

Pricing Strategy A: Absolute Price

Each t-shirt in the new range has an absolute price established by the retailer of \$25. This pricing is unaffected by any outside variables or comparisons.

Pricing Strategy B: Relative Price

The retailer determines fair pricing for the t-shirts by considering the cost of comparable t-shirts. They try to keep their t-shirt prices 10% below the typical price of similar t-shirts their rivals sell.

Recommendation:

The retail apparel industry is advised to use Pricing Strategy B: Relative Price for their newest t-shirt line. This tactic, which entails selling the t-shirts at 10% less than the average price of comparable t-shirts supplied by their competitors, provides a number of benefits that increase

Competitive Advantage: The retail apparel industry may obtain a competitive edge by supplying their t-shirts at a lower price than their rivals. With this comparative pricing strategy, they are positioned as a desirable alternative for clients looking for comparable t-shirts at a lower cost.

Customer perception: Customers see value when prices are reasonable. Customers are more inclined to purchase when they discover they can get t-shirts of comparable quality for less money than at other stores. Customer satisfaction and repeat business might grow as a result of this value perception.

Increased Sales Volume: Lowering the price of the t-shirts compared to rivals may increase sales volume. A broader consumer base that would have been hesitant to buy at a higher price

point may be drawn in by the cheaper pricing. Higher revenues and market share may result from this rise in sales volume.

Revenue Maximisation: The relative pricing plan (plan B) can increase revenues, whilst the absolute pricing strategy (Strategy A) offers simplicity and uniformity. Without considerably sacrificing profit margins, the retail garment industry may draw in price-sensitive clients by 10%, undercutting competing businesses' prices. Higher total income creation may be the effect of this strategy.

Conclusion:

The company may acquire a competitive edge, foster a sense of value, boost sales volume, and maximise profits by selling their t-shirts 10% below the normal price of comparable t-shirts supplied by their competitors. Although absolute price is straightforward, relative pricing is more likely to lure consumers and boost profits in a cutthroat market. To maintain long-term success and profitability, the company must regularly evaluate market circumstances and

Questions to Consider:

1. Which pricing strategy, Absolute Price or Relative Price, would be more suitable for the clothing store's new line of t-shirts? Provide a justification for your choice based on the target market, competition, and pricing objectives.
2. How might the consumer perception of value differ between the Absolute Price and Relative Price approaches? Consider factors such as price comparisons, quality expectations, and perceived savings.
3. Discuss the potential advantages and disadvantages of each pricing strategy in terms of profitability and market positioning. Consider the impact on profit margins, market share, and long-term sustainability.

1.7 References

- Varian, H.: Microeconomic Analysis, W.W. Norton, 3rd Edition, 1992.
- Henderson, M. and R.E. Quandt, Microeconomic Theory: Mathematical Approach, McGraw Hill, 3rd edition.
- Gravelle, H and R. Rees: Microeconomics, Pearson Education, 3rd Edition, 2004.

Unit: 2

PERFECT MARKET

Learning Objectives:

1. To understand the Perfectly competitive price
2. To understand the General equilibrium models

Structure:

- 2.1 Perfectly Competitive Price
- 2.2 General Equilibrium Models
- 2.3 Uniqueness and Determinacy
- 2.4 Summary
- 2.5 Keywords
- 2.6 Self-Assessment Questions
- 2.7 Case Study
- 2.8 Reference

2.1 Perfectly Competitive Price

The equilibrium price that develops in a market with perfect competition is a perfectly competitive price. Supply and demand dynamics alone decide the price in such a market. As a result of interactions between buyers and sellers, a market clearing price is established, at which the quantity provided, and the amount sought is equal. This price level guarantees that there is neither a surplus of items nor a scarcity of them on the market, resulting in an effective use of resources.

The supply curve represents the readiness of producers to sell at various prices, and the demand curve represents the willingness of consumers to purchase at various pricing. The crossing of these two bends denotes the equilibrium price, at which neither sellers nor buyers may affect the market price.

Unlike other market arrangements, a perfectly competitive market is devoid of any type of market dominance, such as monopolies or oligopolies. No buyer or seller can influence pricing in their favour because of the lack of market power. Instead, since all market players must accept the current equilibrium price set by market forces, they are all price takers.

2.1.1 Perfect Competition

A market arrangement with many customers and sellers is called perfect competition. All participants in this market trade identical products, meaning that the products or services supplied cannot be distinguished.

No in and out obstacles sustain in a market with perfect competition, allowing new start ups to enter the market and current companies to depart at any time. Furthermore, complete information predominates, guaranteeing that buyers and sellers can access accurate knowledge on the costs, standards, and accessibility of goods.

The lack of buyer or seller market power is one of the characteristics of perfect competition. Any participant cannot influence the market price. Instead, the combination of overall forces driving supply and demand determines the price.

Both consumers and sellers are price-takers in an environment of perfect competition. This implies that they cannot change the current market price and must accept it as given. Sellers cannot charge greater prices without losing clients to rivals, and individual buyers cannot bargain for cheaper costs.

2.1.2 Perfectly Competitive Price: With Production

The equilibrium price reached in a market with perfect competition is referred to as an utterly competitive price concerning production. In a market with ideal competition, a large number of buyers and sellers cross each other to set the going rate.

In terms of production, businesses in a market with perfect competition seek to maximise profits by streamlining operations and cutting costs. They work to allocate resources efficiently by producing their products or services at the lowest cost feasible.

The point where the overall supply and demand curves cross is the competitive price. The market's readiness of all companies to create and sell goods at different prices is reflected in the supply curve. It displays the volume of products or services that businesses are prepared and ready to offer at different pricing positions. Contrarily, the demand curve shows how many goods or services consumers can acquire at various costs.

The market finds equilibrium at the point when the supply and demand curves compressed. This equilibrium price ensures that the amount supplied by businesses and the amount sought by consumers are equal, leading to market clearing. It denotes an effective resource distribution when neither supply nor demand is excessive.

The equilibrium price also functions as the income or selling price for businesses in a market with perfect competition. Companies must accept the going rate for their goods on the market since they are price takers and lack market strength. Individual businesses are powerless to change market prices. Therefore, they must adapt their production levels in response to changing demand.

In a tough market, businesses produce at the level where their marginal cost and market price are equal to maximize their earnings. Inferred from this is that the price at which they may sell the additional production unit is like the cost of producing that other unit.

2.1.3 Perfectly Competitive Price: Without Production

The equilibrium price that prevails in a market that functions in a perfectly competitive environment is referred to as a perfectly competitive price, regardless of output. Numerous consumers and sellers, uniform goods, flawless information, simple entry and departure, and a lack of individual market power are all characteristics of this market structure. According to this concept, the interaction of supply and demand dynamics determines the market price.

The interaction of buyers and sellers in the market gives rise to perfectly competitive pricing. The demand curve represents the buyers' willingness to pay for a product at various prices, as determined by their tastes and financial limitations. Conversely, sellers communicate their readiness to offer the commodity at different prices through the supply curve.

The equilibrium price manifests at the exact point where the supply and demand curves converge. It designates the price at which the amount that buyers seek and the quantity that sellers provide are equal. At this equilibrium price, market dynamics allow for an effective market clearing since neither an excess of supply nor demand exists.

Individual buyers and sellers are seen as price-takers in a competitive market. This means that individuals are obligated to accept the market price as given since they cannot change it. Each buyer or seller must be independent of the price to their benefit because there are several players and no market power.

Consequently, a perfectly competitive price, unrelated to production factors, denotes the equilibrium price that materialises in a market that exemplifies perfect competition. It reflects the point at which the amounts required and supplied are harmoniously balanced and is solely governed by the interaction of supply and demand factors.

2.2 General Equilibrium Models

General equilibrium is a theory that explains the equalization of demand and supply in an economy where multiple markets operate simultaneously. Its purpose is to elucidate the interplay of price, demand, and supply within an economy rather than focusing on a specific or single market.

The concept, also known as Walrasian general equilibrium, was developed by the French economist Leon Walras in the 19th century. It is synonymous with economic equilibrium, as both theories utilize the equilibrium price model to analyze economies.

This concept establishes a causal relationship between price changes and quantity of goods and services across the entire economy. The theory holds true only when all prices are in equilibrium. In other words, each consumer must allocate their income to maximise their satisfaction, and the demand and supply of factors of production must balance each other at equilibrium prices. Furthermore, all firms in every industry must achieve equilibrium at various output levels and prices.

Assumptions

The assumptions underlying general equilibrium are as follows:

1. Consumer preferences and tastes remain constant.
2. There are no changes in production techniques.
3. All firms operate under identical conditions.

4. Returns to scale remain constant.
5. Total employment of resources, including labour, exists.
6. Factors of production (land, labour, capital, and entrepreneurship) move perfectly between different places and occupations.
7. Each unit of a product or service is identical.

Diagram

Let us look at a diagrammatic representation of general equilibrium.

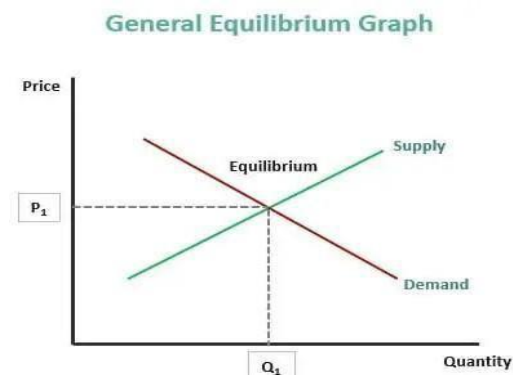


Figure 2.1: Diagrammatic Representation of General Equilibrium

Importance:

Before the development of this theory, economic analysis focused on explaining the functioning of supply, demand, and price in specific or individual markets.

This theory aimed to illustrate why and how free markets tend to move towards equilibrium. However, it is essential to markets should not achieve balanced equilibrium. Therefore, economists acknowledge that the concept is not entirely realistic. The theory builds upon the coordinating processes of a free-market price system. The transaction prices signal different consumers and producers to adjust their activities and resources towards more profitable business lines. However, this assumption has faced criticism.

Limitations:

The theory has certain limitations, including:

1. Leon Walrus formulated this theory based on several unrealistic assumptions. For instance.
2. The analysis provided by the general theory is static. It assumes that all producers and consumers consistently produce and consume identical products without any delay

and that their economic decisions are in complete harmony. However, such conditions rarely occur in reality.

3. The theory is flawed as economic analyses have never been normal. He argued that the more widespread the economic analysis, its content becomes less specific.

2.2.1 General Equilibrium Models – With Production

Economic models known as general equilibrium models with production, often called general equilibrium models with production and trade, seek to depict the relationships between different economic sectors. These models include the manufacturing process and the trading of products and services amongst various economic agents.

The economy is often split into many sectors, each representing a distinct industry or sector of production, in general equilibrium models with production. These industries use labour, capital, and natural resources as inputs to generate goods and services. Assuming technological limitations exist in manufacturing, businesses try to maximise their profits by selecting the best possible mix of inputs.

The various economic sectors and households then trade the production process products. Families supply the inputs, like labour, and are compensated with salaries or other types of revenue. They also make use of the products and services offered by numerous industries.

These models' general equilibrium feature stems from the fact that all areas of the economy concurrently decide the prices and quantities of products and services. Through intersectoral connections and feedback effects, changes in one sector can impact the pricing and output in other sectors.

These models are designed to investigate how resources are distributed across the economy and how alterations in these factors—such as technology, consumer preferences, or governmental policies—can affect the general well-being and effectiveness of the economy.

They offer a framework for examining problems, including income distribution, resource allocation, and the impact of policy changes on various actors and sectors.

General equilibrium models, with production, can be complicated and need advanced mathematical methods. Economists and decision-makers frequently consult them to assess the possible impact of specific policies, like taxes, trade liberalisation, or technology improvements, on the broader economy and its numerous facets.

2.2.2 General Equilibrium Models - Without Production

Pure exchange models, commonly called general equilibrium models without production, are economic theories that only consider how diverse economic agents trade commodities and services. These models emphasise resource allocation and price setting through the interaction of supply and demand while abstracting from the manufacturing process.

Pure exchange models generally consist of a collection of agents, such as families or consumers, and a set of items or commodities to represent the economy. Each agent has many preferences about things, and by selecting the ideal consumption bundle, they want to maximise their utility or pleasure.

Important Elements include:

- Preferences: Each agent is defined by their preferences, highlighting their likes and dislikes for various product pairings. Utility functions are frequently used in mathematics to represent preferences. The Cobb-Douglas, CES, or logarithmic utility functions are typical examples.
- Budget constraints: Because agents only have a limited amount of money to spend, they must be careful about how much they consume. These limitations consider the agent's income, resource endowment, and product pricing. The consumption bundle of the agent must adhere to their financial restrictions.
- Market equilibrium: Equilibrium prices and allocations that clear all markets simultaneously are sought by pure exchange models. The market is in equilibrium when the total demand and supply for each commodity are equal. When equilibrium prices and quantities are set, all agents maximise their utility given the current prices, subject to their financial limitations.
- Welfare analysis: Economists can examine various allocations' efficiency and welfare effects using pure exchange models. Economists can evaluate the distributional impacts and welfare implications of multiple policies, such as taxes or changes in market circumstances, by comparing different equilibrium outcomes or investigating alternative scenarios.
- To obtain the equilibrium prices and allocations, pure exchange models mathematically require systems of equations or inequalities to be solved. Different mathematical techniques, such as fixed-point iteration, optimisation algorithms, or linear programming, may be used, depending on the complexity of the model, to discover the equilibrium solution.
- Pure exchange models give insights into how markets work, resources are allocated,

and how prices are determined in an economy. They are valuable for understanding the efficiency and distributional elements of resource allocation and analysing the consequences of policy interventions on welfare and market outcomes, despite their abstraction from the production process.

2.3 Uniqueness and Determinacy

Understanding the ideas of uniqueness and determinacy is essential to studying pricing theory and market equilibrium. In a particular market or economic system, uniqueness refers to the circumstance in which only one equilibrium result exists. In contrast, determinacy is the capacity to predict the equilibrium values of prices and quantities precisely.

According to the concept of uniqueness in equilibrium, only one set of prices and quantities will rule the market, given specific presumptions and conditions. It implies that there are no possible multiple outcomes or alternate equilibria. Assumptions like perfect competition, rational behaviour, and the absence of outside shocks or disruptions are frequently linked to uniqueness.

On the other hand, determinacy focuses on the capacity to pinpoint the equilibrium values. It indicates that given circumstances, restrictions, and assumptions, the equilibrium prices and quantities may be uniquely determined or obtained. Economic analysis requires determinacy since it enables economists to precisely forecast and comprehend the behaviour of markets and economic systems.

Analysing mathematical models like supply and demand functions, optimisation issues, and equilibrium equations is a part of the study of uniqueness and determinacy. Using these models, economists may evaluate the stability and convergence characteristics of equilibrium results and explore the impact of different variables on the distinctiveness and determinacy of equilibria.

Economists may learn more about how markets operate and how effectively resources are allocated by investigating the circumstances under which uniqueness and determinacy hold.

These ideas form the cornerstone of pricing theory and serve as a starting point for market dynamics, policy analysis, and welfare consequences research.

2.4 Summary

- The equilibrium price that develops in a market with perfect competition is a perfectly competitive price. Supply and demand dynamics alone decide the price in such a market. As a result of interactions between buyers and sellers, a market clearing price is established, at which the quantity provided, and the amount sought is equal. This price level guarantees that there is neither a surplus of items nor a scarcity of them on the market, resulting in an effective use of resources.
- The equilibrium price reached in a market with perfect competition is referred to as an utterly competitive price concerning production.
- The equilibrium price that prevails in a market that functions in a perfectly competitive environment is referred to as a perfectly competitive price, regardless of output. According to this concept, the interaction of supply and demand dynamics determines the market price.
- General equilibrium is a theory that explains the equalization of demand and supply in an economy where multiple markets operate simultaneously. Its purpose is to elucidate the interplay of price, demand, and supply within an economy rather than focusing on a specific or single market.
- Economic models known as general equilibrium models with production, often called general equilibrium models with production and trade, seek to depict the relationships between different economic sectors. These models include the manufacturing process and the trading of products and services amongst various economic agents.
- Pure exchange models, commonly called general equilibrium models without production, are economic theories that only consider how diverse economic agents trade commodities and services. These models emphasise resource allocation and price setting through the interaction of supply and demand while abstracting from the manufacturing process.

2.5 Keywords

- **Perfectly competitive market:** A perfectly competitive market system is necessary for overall benefits. Individual buyers and sellers are price takers in a market with perfect competition, and supply and demand interact to bring about market equilibrium.

- **Equilibrium price:** A market's amount supplied and quantity requested is equal. The equilibrium price, the market-clearing price in a market with perfect competition, is decided purely by market forces.

2.6 Self-Assessment Questions

1. What are the key assumptions of a perfectly competitive market?
2. How does a perfectly competitive market determine the equilibrium price and quantity?
3. What are the implications of a perfectly competitive market for efficiency and welfare?
4. How does a monopoly differ from a perfectly competitive market in terms of price and output?
5. Can a perfectly competitive market exist in the real world? Why or why not?

2.7 Case Study

Case Title: Competitive Pricing System in a Perfectly Competitive Wheat Market: Promoting Efficiency and Equal Opportunities for Farmers and Buyers

There is a wheat market where several farmers sell similar, homogenous wheat produced by each of them. No one farmer can affect the price of wheat because of the market's perfect competition. The relationship of supply and demand alone determines the price. Farmers may sell as much wheat as they want at the current market price because they are price takers. Additionally, buyers, such as food producers or flour mills, cannot control the price and buy wheat for whatever the market will bear. Because there is no market power, everyone in the market pays the same price and has an equal chance to purchase or sell wheat. This competitive pricing system promotes effectiveness and guarantees that resources are distributed as efficiently as possible.

Recommendation

It is advised to keep the present competitive pricing structure in the wheat market. Effectiveness is promoted, and efficient resource allocation is ensured by perfect competition and equal price possibilities in the market.

- **Market Efficiency:** By depending on the dynamics of supply and demand, the present competitive pricing structure enables the market to operate effectively. Supply and demand decide the price since neither a farmer nor a consumer has market power. Total efficiency is maximised by ensuring the market is in equilibrium.
- **Fairness and Equal Opportunity:** The market players have equal opportunity under the competitive pricing system. Farmers are free to sell as much wheat as they choose at

the going market rate, and consumers are free to buy wheat at that rate. This price fairness creates a level playing field by eliminating any benefit or disadvantage for market players.

- **Resource Allocation:** A system of competitive pricing assures effective resource allocation. When the price is based on supply and demand, it accurately reflects the market worth of the wheat. This price signal directs farmers' decisions about crop production and promotes the allocation of resources to the most fruitful and lucrative regions.
- **Market Stability:** Market stability is a result of the absence of market strength and dependence on competitive pricing. Market players are motivated to compete based on quality, efficiency, and cost-effectiveness when they cannot influence pricing. This stability lessens market turbulence and creates a stable environment where farmers and buyers may make wise choices.

Conclusion

Due to its capacity to foster market efficiency, justice, equal opportunity, effective resource allocation, and market stability, the existing competitive pricing structure in the wheat market is encouraged. All participants are guaranteed to be price takers since there is no market power, and supply and demand alone decide the price. With the help of this system, resources will be distributed as effectively as possible, benefiting both farmers and consumers.

Questions to Consider:

1. How does the perfectly competitive price mechanism benefit both buyers and sellers in the wheat market?
2. What conditions must be present for a market to be considered perfectly competitive?
3. In a perfectly competitive market, how does the quantity of wheat supplied respond to changes in the market price?

2.8 References

- Varian, H.: *Microeconomic Analysis*, W.W. Norton, 3rd Edition, 1992.
- Henderson, M. and R.E. Quandt, *Microeconomic Theory: Mathematical Approach*, McGraw Hill, 3rd edition.
- Gravelle, H and R. Rees: *Microeconomics*, Pearson Education, 3rd Edition, 2004.

Unit: 3
ECONOMIC ANALYSIS THEORMS

Learning Objectives:

1. To understand the Edgeworth box analysis
2. To understand the Pareto improvement and efficiency

Structure:

- 3.1 Edgeworth box analysis
- 3.2 Pareto improvement and efficiency
- 3.3 Walrasian equilibrium
- 3.4 Summary
- 3.5 Keywords
- 3.6 Self-Assessment Questions
- 3.7 Case Study
- 3.8 Reference

3.1. Edgeworth Box Analysis

Francis Edgeworth (1845–1926) pioneered economics and made significant contributions by introducing various mathematical tools, including calculus. He utilised advanced mathematics to study ethical problems and was among the first. One of his notable contributions is the concept of the Edgeworth box, which pertains to a two-person, two-good "exchange economy." In this scenario, both individuals have utility functions for the two goods and possess initial allocations, also known as endowments.

The Edgeworth box is depicted in the diagram below, which is referred to as Figure 3.1.

The allocation of items is represented by each point inside the box; Person 1's share is indicated by the distance to the lower left, and Person 2 owns the remaining portion. Person 1 so receives (x_1, y_1) for the position that is shown, and Person 2 receives (x_2, y_2) . Each good is always available to both people in the same total amount.

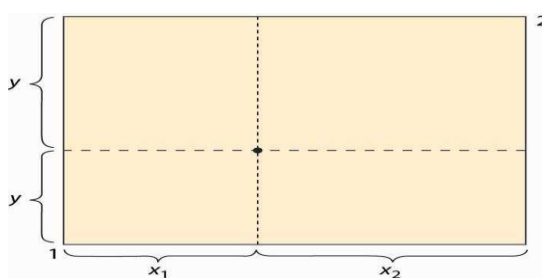


Figure 3.1: The Edgeworth Box

Which points within the Edgeworth box are considered efficient?

Efficiency in economics refers to an allocation where it is impossible to enhance one person's well-being without causing harm to the other person. In other words, the only way to improve Consequently, they should prefer such a reallocation. It is important to note that this notion of efficiency does not incorporate a sense of fairness.

Nevertheless, any improvement for Person 2 necessarily harms Person 1. A framing is considered efficient if there is no wastage or inefficiency within the a point is considered Pareto efficient. Figure 3.2 provides an example to illustrate this concept.

Isoquant represents a utility level for Person 1 and acts as a "budget constraint" for Person 2. It is worth noting that Person 2's isoquants face the opposite direction because a southwest movement is favourable for Person 2, as it increases.

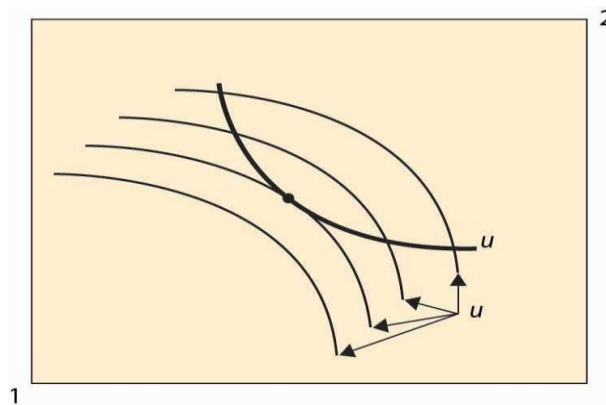


Figure 3. 2: An Efficient Point

Points represents the set of Pareto-efficient allocations, also known as the contract curve. Figure 3.3 illustrates this concept, where the thick line.

It is important to note that the contract curve does not necessarily have a simple shape, as depicted in Figure 3.3. However, its main properties are that it is increasing and ranges from Person 1 consuming zero of both goods to Person 2 consuming zero of both goods.

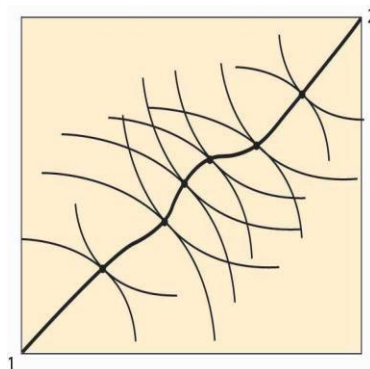


Figure 3.3: The Contract Curve

3.2. Pareto Improvement and Efficiency

Pareto efficiency, sometimes referred to as Pareto optimality, is an economic situation in which allocating resources to benefit one person would inevitably leave at least one other person worse off. It does not imply equality or justice.

The concept of Pareto efficiency is named after Vilfredo Pareto (1848-1923), an Italian. It is an important role in welfare economics and is held by both economists and political scientists. It is important to remember that perfectly competitive or perfectly efficient markets are uncommon

outside of economic theory, even though neoclassical economics and the theoretical idea of perfect competition are frequently employed as standards to assess the effectiveness of real-world markets.

In a hypothetical scenario of perfect competition and full utilisation of resources, everyone would reach Pareto efficiency, or their maximum level of living. Economists Gerard Debreu and Kenneth Arrow provided theoretical evidence that, assuming

An economy tends toward Pareto efficiency when there is perfect competition, no transaction costs, and the ability to trade all products and services in competitive markets.

In any situation other than Pareto efficiency, it is possible to make changes in resource allocation that benefit at least one individual without harming others.

The theory A Pareto suggests that Pareto improvements will continue to enhance the value

3.2.1 Pareto Efficiency in Practical Scenarios

In practical situations, it is exceedingly challenging to implement any social action, such as altering economic policies, without causing some individuals to be

The Buchanan unanimity criterion deems a change efficient only if all members of society unanimously consent to it.

- Change is deemed efficient by the Kaldor-Hicks efficiency if the winners' gains in the resource allocation process exceed the losers' losses.

The severe conditions of pure Pareto efficiency are loosened by these substitute standards for economic efficiency in order to take into account the pragmatic concerns of actual policies and decision-making.

Pareto improvements have applications not only in economics but also in other scientific fields. These domains employ computational models and empirical research to ascertain the most efficient redistribution of resource variables required to attain Pareto efficiency. Pareto improvement trials are a common practice among managers in the business world. These trials involve the deliberate reallocation of labor resources to improve the efficiency of particular roles, like assembly workers, while minimizing any potential negative effects on other tasks, like packing and shipping workers.

3.2.3 Significance of Pareto Efficiency

Because it provides a standard for evaluating how well resources are distributed within an economy, Pareto efficiency is significant. When resources are distributed in a Pareto-efficient manner, they are used as efficiently as possible, particularly in the case of scarce items.

Pareto efficiency also helps to pinpoint situations in which resources are underutilized or wasted.

Analysts and decision-makers can work to improve an economy's overall efficiency by using Pareto efficiency analysis. This entails looking at how resources are allocated, analyzing the allocation destinations of current resources, and calculating their true benefits. Pareto efficiency is a useful technique for evaluating how resources are distributed in society in this way. Since tax income is frequently constrained, authorities need to address a number of concerns.

3.2.4 Limitations of Pareto Efficiency

Despite its utility and strengths, Pareto efficiency has certain limitations. Here are some of its primary drawbacks:

- **Distribution Analysis:** Pareto efficiency curves are useful for evaluating equity, but they don't automatically take justice into account. Since human interaction and analysis are necessary to determine fairness, moral distributions and resource recipient equality cannot be taken into consideration by the Pareto efficiency curve alone.
- **Perfect Competition:** In order for Pareto efficiency to operate, markets must have perfect competition, in which all buyers and sellers have equal market power and perfect information. But imperfect competition is a common feature of real-world markets, where some players have greater clout than others.
- **Tough Comparisons:** In order to apply Pareto efficiency, it is necessary to compare several individuals, which can be difficult in real-world situations. This may not only be unfeasible given the complexity of human nature, but it also necessitates arbitrary moral or philosophical distinctions that are hard to measure. Because of this, Pareto efficiency in economics can occasionally become a contentious topic.

3.4 Walrasian Equilibrium

The fundamental economic concept known as Walrasian equilibrium describes an equilibrium in a market system. It is named for Léon Walras, an economist who contributed substantially to the general equilibrium theory.

A Walrasian equilibrium occurs when all marketplaces in an economy simultaneously achieve equal supply and demand for each commodity or service. When prices change to reflect the intentions of buyers and sellers, the market clears.

There is neither an excess supply nor an excess demand in any market in a Walrasian equilibrium. All buyers who want to buy a good may do so, thanks to the prices, and all sellers who wish to sell a product can do so, thanks to the pricing. Resource positioning is deemed efficient because no one can be better off without making someone else worse off.

A standard for analysing market dynamics, resource allocation, and welfare analysis, the idea of a Walrasian equilibrium is crucial in economic analysis. It aids economists in comprehending how markets control the interactions of buyers and sellers to decide on prices and exchange rates.

3.4.1 Walrasian equilibrium: Importance

3.4.1.1 Efficiency: When the resources provided and required in all markets are equal, this is known as a Walrasian equilibrium. This distribution ensures that resources are used efficiently and that no changes can be made without harming someone.

3.4.1.2 Market Clearing: According to the theory of Walrasian equilibrium, there should be no excess supply or demand in any market within an economy. Every interested buyer can find a sale, and vice versa, thanks to prices that change to balance the intents of buyers and sellers.

3.4.1.3 Coordination of Economic Activity: Understanding how markets coordinate the interactions of buyers and sellers to determine prices and quantities transferred is made more accessible by the idea of Walrasian equilibrium.

3.4.1.4 It sheds light on how markets distribute resources and promote economic activity.

3.4.1.5 Welfare Analysis: Economists can evaluate the welfare effects of resource allocations by analysing a Walrasian equilibrium. It aids in assessing the general welfare of people within an economy and locating areas for the distribution of goods and services improvement.

3.4.2 Limitations of Walrasian Equilibrium

3.4.2.1 Assumptions of Perfect Competition: Walrasian equilibrium is based on the premise of perfect competition, in which each market player has complete knowledge and equal power. As a result of imperfect competition in many markets and the potential for different levels of market power among individuals, actual results frequently deviate from those predicted by equilibrium.

3.4.2.2 Externalities and Public Goods: The Walrasian equilibrium concerns private goods, individual sales, and purchases. It must thoroughly consider public goods or externalities (spillover effects), which can lead to market failures and less-than-ideal results.

3.4.2.3 Transaction Costs: The Walrasian equilibrium is based on the premise that transactions are frictionless and cost less. In reality, transaction costs, including those associated with bargaining, enforcing, and obtaining information, can impede the effective operation of markets and affect the achievement of equilibrium.

3.4.2.4 Dynamic and Uncertain Environments: Assuming stable conditions and known desires, the Walrasian equilibrium represents a static picture of an economy. The equilibrium model could not accurately depict the intricacies and dynamics of real-world markets in dynamic and unpredictable situations with shifting conditions and unknown futures.

3.4.2.5 Distributional Considerations: The Walrasian equilibrium focuses on efficiency and market clearing but does not directly address income distribution or justice questions. It may not consider wealth differences, income inequality, or the possible impact on disadvantaged persons or groups.

3.5 Summary

- Francis Edgeworth (1845–1926) pioneered economics and made significant contributions by introducing various mathematical tools, including calculus. He utilized advanced mathematics to study ethical problems and was among the first. One of his

notable contributions is the concept of the Edgeworth box, which pertains to a two- person, two-good "exchange economy." In this scenario, both individuals have utility functions for the two goods and possess initial allocations, also known as endowments.

- The fundamental economic concept known as Walrasian equilibrium describes an equilibrium in a market system. It is named for Léon Walras, an economist who contributed substantially to the general equilibrium theory.
- A Walrasian equilibrium occurs when all marketplaces in an economy simultaneously achieve equal supply and demand for each commodity or service. When prices change to reflect the intentions of buyers and sellers, the market clears.

3.6 Keywords

- **Edgeworth box:** A graphical tool used in economics to analyse the distribution and exchange of commodities between two people or agents is the Edgeworth box. It consists of a rectangle with two sectors, one for the initial endowment of goods for each agent and the other. The Edgeworth box aids in demonstrating the potential benefits of trade and the different allocations of items that may be made through free exchange.
- **Pareto improvement and efficiency:** It is a modification or allocation that favors at least one person without affecting others. In the context of Pareto optimality, efficiency refers to the fact that there is no potential reallocation of resources that might improve one person's situation without making it worse for another. It depicts a distribution of resources most effectively and efficiently feasible.

3.7 Self-Assessment Questions

1. What is the purpose of an Edgeworth box in economics and what does it represent?
2. How can a Pareto improvement be achieved, and what does it indicate about the allocation of resources?
3. What are the conditions for a market to reach a Walrasian equilibrium?
4. How is efficiency defined in economics, and how does it relate to Pareto optimality?
5. How does the concept of a Walrasian equilibrium differ from a general equilibrium?

3.8 Case Study

Case Title: Attaining Efficiency and Balance: The Walrasian Equilibrium in a Multi-Market Economy

An economy has several markets for products and services, such as labour, automobiles, and apples. There are a lot of buyers and sellers in any market. When the prices in all marketplaces are such that the quantity requested and the amount supplied for each good are equal, the economy has reached a Walrasian equilibrium. In this equilibrium, all participants may trade at the going market prices and there are neither shortages or surpluses in any market. Based on these pricing, buyers and sellers modify their actions to maximise utility or profit. The Walrasian equilibrium depicts an efficient and balanced economy, where market forces control resource distribution and the flow of products and services.

Recommendation

Maintaining the economy's present market equilibrium is advised. A practical and balanced economy is one in which prices in all marketplaces are equal to the amount requested and supplied. The allocation of resources and the flow of goods and services may be controlled by market forces, which allows the economy to maximise utility and profit.

- **Resource Allocation:** The Walrasian equilibrium ensures that resources are distributed across the economy efficiently. The actual worth and scarcity of products and services are reflected in the prices when each market's equilibrium determines them. An ideal distribution of resources will result from this price mechanism's guidance of buyers and sellers in making choices that maximise utility and profit.
- **Market Equilibrium:** The equilibrium circumstances show that the economy is in a state of equilibrium. Supply and demand for products and services are in balance when there are neither surpluses nor shortages in any market. Due to this stability, players may foresee the future and make well-informed decisions based on market signals.
- **Maximising Utility and Profit:** In the Walrasian equilibrium, buyers and sellers adjust their behaviour to maximise utility and profit. While sellers attempt to deliver things and services at prices that generate the most profit, buyers aim to buy items and services at the going market rates that offer the highest levels of pleasure. optimisationThis individual quest for optimisation boosts the total efficiency of the economy.
- **Market Coordination:** The market equilibrium acts as a mechanism for coordinating buyers and sellers. Smooth transactions and profitable trades are made possible by pricing that aligns with desired and provided quantities. It encourages market cooperation among different parties and streamlines the flow of goods and services.

Conclusion

The Walrasian equilibrium, which describes the present market equilibrium, is advised because of its capacity to promote a productive and balanced economy. The equilibrium conditions guarantee effective market coordination, market equilibrium, utility and profit maximisation, and efficient resource allocation. The economy may achieve optimal resource allocation and encourage the flow of goods and services by letting market forces decide pricing and affect buyer and seller behaviour. The Walrasian equilibrium is when market forces govern the economy in an advantageous way to all parties and promote overall economic effectiveness.

Questions to Consider:

1. How does the concept of a Walrasian equilibrium demonstrate the coordination of economic activities in a market economy?
2. What are the conditions that need to be satisfied for a market to reach a Walrasian equilibrium?
3. How does the concept of excess demand or excess supply help determine whether market is in or out of a Walrasian equilibrium?

3.9 References

- Varian, H.: Microeconomic Analysis, W.W. Norton, 3rd Edition, 1992.
- Henderson, M. and R.E. Quandt, Microeconomic Theory: Mathematical Approach, McGraw Hill, 3rd edition.
- Gravelle, H and R. Rees: Microeconomics, Pearson Education, 3rd Edition, 2004.

Unit: 4
WELFARE THEORMS

Learning Objectives:

- To understand the Arrow-Debreu economy
- To understand the fixed-point theorem

Structure:

- 4.1 Arrow-Debreu Economy
- 4.2 Welfare Theorems
- 4.3 Existence of Walrasian Equilibrium
- 4.4 Fixed-Point Theorem
- 4.5 Summary
- 4.6 Keywords
- 4.7 Self-Assessment Questions
- 4.8 Case Study
- 4.9 Reference

4.1 Arrow-Debreu economy

Kenneth Arrow and Gérard Debreu created the theoretical economic model, the Arrow-Debreu economy. It provides a framework for examining the operation of competitive markets and the effective distribution of resources.

The Arrow-Debreu economy makes the following significant assumptions:

- **Perfect Competition:** The model assumes a market structure with several buyers and sellers, and no one player has the power to affect pricing. This is known as perfect competition.
- **Complete Markets:** It is assumed that the economy has complete markets, which means that needs exist for all potential products and assets, including those that will exist in the present and the future. This includes the capability of exchanging contingent claims, which are assets whose returns are reliant on particular hypothetical occurrences.
- **Rationality and Perfect Information:** All market players are considered to be rational and to have a complete awareness of all available information, including prices, quantities, and preferences. This enables people to decide best depending on the information provided.
- **No Transaction Costs:** The model assumes that no expenses are involved in purchasing, selling, or transferring assets. As a result, commerce is frictionless, and resources are allocated effectively.

Equilibrium is attained in the Arrow-Debreu economy through a competitive general equilibrium. A set of prices at which consumers' desired quantities and the quantities that producers provide in all marketplaces at once define this equilibrium. At this equilibrium, all market players are maximising either their utility or profit, and there is neither an excess of demand nor supply.

The Arrow-Debreu model sheds light on how competitive markets operate, how effectively resources are allocated, and how various market forms affect welfare. It has inspired many areas of economics, including welfare economics, general equilibrium theory, and the study of financial markets, and it has helped advance economic theory.

It is crucial to remember that the Arrow-Debreu economy is based on robust hypotheses that

could not accurately reflect the intricacies of real-world economies. The model's assumptions, including perfect competition and knowledge, are criticised as unrealistic and limiting the model's application to real-world economic study. Even yet, the Arrow-Debreu economy remains a crucial theoretical foundation for economics, offering insightful perspectives on market dynamics and resource allocation dynamics.

4.2 Welfare Theorems

The term "welfare theorems" in economics refers to essential conclusions that shed light on the connection between societal welfare and market equilibrium. Grasping the potential efficiency of competitive markets and the function of government intervention requires a grasp of these theorems.

4.2.1 First Welfare Theorem (Also known as the "Invisible Hand Theorem") According to the first welfare theorem, under specific circumstances, a competitive market equilibrium results in an optimal distribution of resources. The equilibrium result is Pareto efficient if markets are competitive and there are no externalities or market failures. In a situation where no one can be made better off without making someone else worse off, resources are distributed in a way that maximises total welfare.

4.2.2 Second Welfare Theorem (Also known as the "Envy-Free Theorem") According to the second welfare theorem, adequate resource redistribution and a competitive equilibrium may accomplish any Pareto-efficient allocation under specific circumstances. This suggests that it is feasible to create a pricing and transfer structure that results in a Pareto-efficient end, regardless of how resources are initially allocated.

Regarding the function of government in the economy, the welfare theorems have significant ramifications. According to the first theorem, competitive markets may attain efficiency without government intervention if there are no market failures. It bolsters the idea that self-interested pursuit by individuals under the control of market forces may result in socially acceptable outcomes.

The second theorem recognises that to overcome initial inequalities or externalities, redistributive methods may be necessary to achieve a Pareto-efficient allocation. It acknowledges that market outcomes might not always be equal and that government action through rules, taxes, or subsidies may enhance social welfare.

It is important to note that several presumptions, including perfect competition, perfect knowledge, and the lack of externalities, constitute the foundation of welfare theorems. These presumptions may not hold in real-world economies, and market failures may arise. As a result, rather than accurately representing every economic circumstance, the theorems act as academic standards.

4.3 Existence of Walrasian Equilibrium

A crucial concept in economic theory is the Walrasian equilibrium, which postulates the existence of a situation in which the whole demand for goods and services matches the total supply. A set of prices that all markets are simultaneously transparent, which means that the amounts requested and supplied at those prices are equal, defines this situation. It symbolises an equilibrium in which there are no market surpluses or shortages.

In this equilibrium, people and businesses take the prices as givens since they lack market strength and act as price takers. While businesses maximise their profits by finding the ideal quantity of inputs and outputs, consumers maximise their utility by dividing their income among various items and services. An equilibrium price vector results from the interaction of consumers and producers when the total quantity requested and the total quantity supplied are equal.

In all economic settings, a Walrasian equilibrium is not always assured. It is predicated on ideas like perfect competition, full disclosure, the lack of externalities, and the rational conduct of economic actors. Achieving a Walrasian equilibrium might be hampered by violated assumptions, such as market power, knowledge asymmetry, or external factors.

The circumstances that can lead to a Walrasian equilibrium have been examined by economists using a variety of mathematical models and methods. These models shed light on how markets operate, how various market structures affect them, and how effectively resources are allocated. Recognising the presence and characteristics of Walrasian equilibria advances knowledge of market economies and their dynamics.

A Walrasian equilibrium is a situation in which aggregate demand for goods and services equals aggregate supply, resulting in no market excesses or shortages.

Consider a basic economy with N commodities and services to understand the existence of Walrasian equilibrium. We denote the set of goods as $X = \{x_1, x_2, \dots, x_N\}$, and we have a corresponding price p_i for each good x_i . The price vector is $p = (p_1, p_2, \dots, p_N)$.

We can now describe the quantity desired for each good x_i as a function of prices and other relevant variables. Let's denote the quantity demanded of x_i as $q_{Di}(p)$. Similarly, the quantity given for each good x_i can be defined as a function of prices and other relevant factors, represented as $q_{Si}(p)$.

The aggregate amount demanded equals the aggregate quantity provided for each good in a Walrasian equilibrium:

$$\sum q_{Di}(p) = \sum q_{Si}(p) \text{ for all } x_i \in X$$

This equation illustrates the situation in which the total amount demanded for all items equals the total quantity provided at the specified prices. To ensure the economy is balanced, we must also consider consumer budget constraints and company profit maximisation.

The budget restriction for consumers requires that their overall expenditure on items not exceed their income. Let's denote the income of consumer i as Y_i and the quantity of each good consumed by consumer i as q_i . Consumer i 's budget limitation can be represented as

follows:

$$\sum p_i * q_i \leq Y_i \text{ for all } i$$

This equation ensures that consumers allocate their income across goods consistent with their financial constraints.

Profit maximisation for enterprises entails selecting the best combination of inputs and outputs given the prices. Let us designate the input vector for firm j as $w_j = (w_{1j}, w_{2j}, \dots, w_{Nj})$, where the prices of inputs are represented. The profit maximisation requirement for firm j is phrased as follows:

$$\text{maximise } \pi_j = p_j * F_j(w_j) - \sum w_{nj} \text{ for all } j$$

In this case, $F_j(w_j)$ represents the firm j 's production function, which specifies the relationship between inputs and outputs, and w_{nj} denotes the quantity of input n used by company j .

To demonstrate the presence of Walrasian equilibrium, we must show that there exists a price vector p^* such that the aggregate quantity demanded equals the aggregate quantity provided for all items, and consumers and firms optimise their decisions within the limitations of their respective constraints.

A Walrasian equilibrium is demonstrated using mathematical approaches such as fixed-point theorems and optimisation theory. It indicates that given specific assumptions such as perfect competition, complete information, the absence of externalities, and rational economic agent behaviour, a set of prices p^* may be determined that meets the equilibrium criteria.

The existence of a Walrasian equilibrium is predicated on the mathematical modelling of conditions in which aggregate demand equals aggregate supply for all products, and consumers and firms optimise their decisions. This equilibrium symbolises an economy's state of balance, ensuring that markets are transparent and that any market has no excesses or shortages.

4.4 Fixed-Point Theorem

The fixed-point theorem is frequently linked to general equilibrium theory, which examines how commodities and services are distributed within an economy. The presence of a Walrasian equilibrium, a situation in which the whole demand for goods and services matches the total supply, is established using the fixed-point theorem. There are neither surpluses or shortages in any market during this equilibrium.

We must consider a mathematical model that depicts the interactions of the economy to comprehend the fixed-point theorem. Let's denote the goods and services available in the economy as X . Each good/service is represented by an element $x \in X$.

Multiple actors, including companies and consumers, each with their desires and production methods, make up a general equilibrium model. We may use a utility function called U , which translates sets of items to a utility level, to describe customer preferences. A production function F , which denotes the connection between inputs and outputs, may be used to depict the production technology of businesses.

Let's now establish the excess demand function, $D: X \rightarrow \mathbb{R}$, which reflects the discrepancy between supply and demand in each market. You may compute the surplus demand for a particular good x as follows:

$$D(x) = \sum(\text{quantity demanded} - \text{quantity supplied}) \text{ for all agents and markets}$$

The excess demand for each good is zero in Walrasian equilibrium, meaning the total amount of demand and supply is equal.

$$D(x) = 0 \text{ for all } x \in X$$

In the space of excess demand functions (D), according to the fixed-point theorem, there is a point designated as p , where $D(p) = 0$ for every $x \in X$. In other words, a fixed point that symbolises an equilibrium where all markets are transparent exists in excess demand functions.

Intricate mathematical techniques, such as fixed-point theorems in functional analysis and topology, are used to demonstrate the fixed-point theorem.

It entails defining the conditions under which a fixed point exists and demonstrating the existence of a mapping that meets specific criteria.

Certain assumptions and criteria must be met for a fixed point, or Walrasian equilibrium, to exist. These include perfect competition, complete information, the absence of externalities,

and rational economic agent behaviour. Violations of these assumptions can prevent a Walrasian equilibrium from being reached, resulting in market inefficiencies or failures.

The fixed-point theorem is a mathematical proof that proves the presence of a Walrasian equilibrium in an economy. It displays the conditions under which aggregate demand matches aggregate supply, offering insights into market outcomes and resource allocation efficiency.

4.5 Summary

- Kenneth Arrow and Gérard Debreu created the theoretical economic model, the Arrow- Debreu economy. It provides a framework for examining the operation of competitive markets and the effective distribution of resources.
- The Arrow-Debreu model sheds light on how competitive markets operate, how effectively resources are allocated, and how various market forms affect welfare. It has inspired many areas of economics, including welfare economics, general equilibrium theory, and the study of financial markets, and it has helped advance economic theory.
- The term "welfare theorems" in economics refers to essential conclusions that shed light on the connection between societal welfare and market equilibrium. Grasp the potential efficiency of competitive markets and the function of government intervention requires a grasp of these theorems.
- A crucial concept in economic theory is the Walrasian equilibrium, which postulates the existence of a situation in which the whole demand for goods and services matches the total supply. A set of prices that all markets are simultaneously transparent, which means that the amounts requested and supplied at those prices are equal, defines this situation. It symbolises an equilibrium in which there are no market surpluses or shortages.
- The existence of a Walrasian equilibrium is predicated on the mathematical modelling of conditions in which aggregate demand equals aggregate supply for all products, and consumers and firms optimise their decisions. This equilibrium symbolises an economy's state of balance, ensuring that markets are transparent and that any market has no excesses or shortages.
- The fixed-point theorem is frequently linked to general equilibrium theory, which examines how commodities and services are distributed within an economy. The

presence of a Walrasian equilibrium, a situation in which the whole demand for goods and services matches the total supply, is established using the fixed-point theorem. There are neither surpluses or shortages in any market during this equilibrium.

4.6 Keywords

- **Arrow-Debreu Economy:** A Kenneth Arrow and Gérard Debreu economic model that represents an idealised market economy with complete markets, perfect competition, and endless goods and periods. It is assumed that all agents have comprehensive and accurate information and make rational decisions based on their preferences and restrictions.
- **Walrasian Equilibrium:** An economic situation in which aggregate demand for goods and services equals aggregate supply. All markets are clear in Walrasian equilibrium, which means that the quantities requested equal the amounts supplied at the current prices. It symbolises a state where neither excesses or shortages exist in any market.

4.7 Self-Assessment Questions

1. Can you explain the Arrow-Debreu economy and its key features?
2. What are the assumptions underlying the Arrow-Debreu model?
3. Describe the welfare theorems in economics and their implications.
4. Can you explain the concept of a Walrasian equilibrium and its significance?
5. What are the conditions required for the existence of a Walrasian equilibrium?

4.8 Case Study

Case Title: Auction-Based Price Determination and Resource Allocation in Economy X: Insights from the Arrow-Debreu Model

In an economy X, where there are countless goods and services, and agents have complete and accurate information about all market transactions. In X, prices are determined through an auction mechanism, and all agents are price takers. The Arrow-Debreu model provides a framework to analyse the interactions among agents in X and understand the allocation of resources and welfare implications.

Recommendation

It is advised to keep using the auction mechanism in Economy X, where agents are price takers and have comprehensive and correct information based on the study of the situation. Adopting the Arrow-Debreu model provides a relevant framework for examining agent interactions, resource allocation, and welfare consequences.

- **Resource Allocation Efficiency:** In Economy X, resource allocation is made possible through the auction system. Prices are established through competitive bidding based on agents' willingness to pay for products and services. This market-driven strategy maximises overall efficiency by ensuring that resources are allocated to their most practical applications.
- **Transparency and Accurate Information:** Agents may make well-informed decisions when they have access to comprehensive and accurate information on Economy X. Thanks to this, They can adequately determine the worth and demand of various goods and services. This openness fosters greater participant trust and contributes to fair market results.
- **Fairness and Equal Opportunity:** The auction process promotes justice and equal opportunity in Economy X by considering all agents as price takers. Any benefits or disadvantages based on market power are eliminated since no one agent can affect pricing. All players are placed on an even playing field as a result.
- **Welfare Implications:** The Arrow-Debreu model offers a solid framework to analyse the welfare implications in Economy X. It enables the evaluation of total social welfare in light of resource allocation and market results. Policymakers can maximise overall welfare by making decisions that are well-informed and take into account the preferences and utility functions of agents.

Conclusion

For Economy X, it is advised to keep using the auction system in conjunction with the Arrow- Debreu model to determine prices. This method guarantees justice and equal opportunity for actors, efficiency in resource allocation, transparency through correct information, and the capacity to assess welfare effects. The competitive character of the auction method allows market forces to determine prices, fostering efficiency and value-based resource distribution. The Arrow-Debreu model can help decision-makers understand how agents interact with one another and how to maximise overall welfare in Economy X best.

Questions to Consider:

- 1 How does the Arrow-Debreu economy model capture the idea of complete markets and perfect competition in Econland?
- 2 What are the key assumptions underlying the Arrow-Debreu model, and how do these assumptions impact the analysis of resource allocation and welfare in Econland?
- 3 How does the Arrow-Debreu model help economists analyse the efficiency and optimality of resource allocation in Econland, and what insights can be derived from this analysis?

4.9 References

- Varian, H.: Microeconomic Analysis, W.W. Norton, 3rd Edition, 1992.
- Henderson, M. and R.E. Quandt, Microeconomic Theory: Mathematical Approach, McGraw Hill, 3rd edition.
- Gravelle, H and R. Rees: Microeconomics, Pearson Education, 3rd Edition, 2004.

Unit: 5

CORE AND CORE CONVERGENCE

Learning Objectives:

- To understand the Core and core convergence
- To understand the Jensen's Inequality

Structure:

- 5.1 Core and Core Convergence
- 5.2 General Equilibrium With Time and Uncertainty
- 5.3 Jensen's Inequality
- 5.4 Summary
- 5.5 Keywords
- 5.6 Self-Assessment Questions
- 5.7 Case Study
- 5.8 Reference

5.1 Core and Core Convergence

5.1.1 Core

The core is a collection of allocations in economics that are collectively rational and cannot be improved upon by any subset of participants. It illustrates a stable outcome in which no group of persons has the incentive to diverge from the recommended allocation because establishing a smaller coalition will not result in a better product.

The core of an economic model can be defined mathematically as follows:

$\text{Core}(M) = \{x \mid x \text{ is individually rational, and there is no coalition } S \text{ such that } \sum x_i < v(S) \text{ for all } S\}$

M is the economic model, x is the allocation vector indicating the outcomes, $v(S)$ is the worth of coalition S (the total value that the coalition S players can generate), and $\sum x_i$ is the sum of the allocation values for all players.

An economic model's core consists of individually rational allocations, which means that each participant prefers their allocated outcome to any other conceivable outcome. Furthermore, no coalition can organise and acquire a more significant overall value than it would in the core. This maintains stability and prevents any subset of players from thwarting the intended allocation.

5.1.2 Core Convergence

Core convergence refers to the premise that as the number of players in an economic model grows, so does the set of allocations that belong to the core. It implies that when more people engage in economic interactions, the range of stable outcomes widens, allowing for a broader range of viable and collectively sensible allocations.

Core convergence can be stated mathematically as follows:

$$\lim_{|N| \rightarrow \infty} \text{Core}(M) = \text{Core}(M')$$

In the above expression, $|N|$ denotes the number of model participants, M is the initial economic model with a finite number of participants, and M' represents an extension of the model with an infinite number of participants.

As the number of players in an economic model grows, the core expands, allowing for a wider variety of stable and collectively sensible allocations. It implies that larger groupings have more bargaining power and may be able to achieve solutions that are resistant to deviations and collectively practical.

The concept of core convergence has significant consequences for the stability and fairness of economic model conclusions. It emphasizes that as more people engage in economic exchanges, the potential for cooperation and the range of stable outcomes expands. This can lead to more equitable and efficient allocations in larger-scale economic settings.

In economics, the core describes a set of collectively rational allocations that any subset of participants cannot improve. Core convergence is called the extension of stable outcomes as the number of players in an economic model increases. These ideas are crucial for comprehending stable and collectively sensible results in economic models.

5.2 General Equilibrium With Time and Uncertainty

General equilibrium theory is a fundamental economic concept that examines the relationships and interdependence of all economic markets. It studies the simultaneous equilibrium of many markets, considering time and uncertainty.

5.2.1 General Equilibrium

In general equilibrium theory, an economy is represented by a group of actors, commodities, and markets. The idea of general equilibrium depicts a state where all of the economy's markets approach simultaneous equilibrium. This means that the supply and demand for each product are balanced in each market.

A general equilibrium is mathematically expressed by a set of prices (p) and allocations (x) that satisfy the following conditions:

- **Market Clearing:** For every commodity in every market, the total quantity supplied (Q_S) equals the total amount demanded (Q_D), written as $Q_S = Q_D$.
- **Individual Rationality:** Each agent's allocation is possible and meets their preferences, maximizing their utility or profit.

5.2.2 General Equilibrium with Time

When the time dimension is added to the general equilibrium framework, the analysis considers the intertemporal components of decision-making. It feels resource distribution and consumption trends over different periods.

In general equilibrium with time, time subscripts (t) represent variables and equations connected to different periods. For example, prices and quantities can be expressed as $p(t)$ and $x(t)$.

This approach enables examining saving and investing decisions, intertemporal preferences, and the implications of interest rates and discount rates on resource allocation through time. It describes how actors make decisions about consumption, production, and investment in light of future consequences and time preferences.

General Equilibrium with Uncertainty

The presence of uncertainty and the accompanying hazards and probabilities are included in general equilibrium with uncertainty analysis. It acknowledges that agents face unknown future outcomes and must make decisions with poor information.

Uncertain variables, such as random shocks or occurrences that affect prices, quantities, and agents' desires or technologies, can be represented by stochastic processes.

This approach enables risk analysis and the consequences of uncertain outcomes on resource allocation, production decisions, and consumption choices. It looks at how agents perceive and respond to uncertain situations and the role of risk preferences, insurance, and financial markets.

General equilibrium with time and uncertainty broadens the classic general equilibrium paradigm to account for economic decision-making's intertemporal and probabilistic features. It entails mathematical representations, including temporal subscripts for various periods and probabilistic features to account for uncertain outcomes. This paradigm examines resource allocation, consumption patterns, and investment decisions in an economy that considers time and uncertainty.

5.3 Jensen's Inequality

The relationship between the expectation of a function of a random variable and the function of the anticipated value of the random variable is described by Jensen's inequality, a key idea in mathematics and economics. It has crucial ramifications in numerous branches of economics, including decision theory, finance, and welfare analysis. Jensen's inequality is a probabilistic random variable.

5.3.1 Convex and Concave Functions

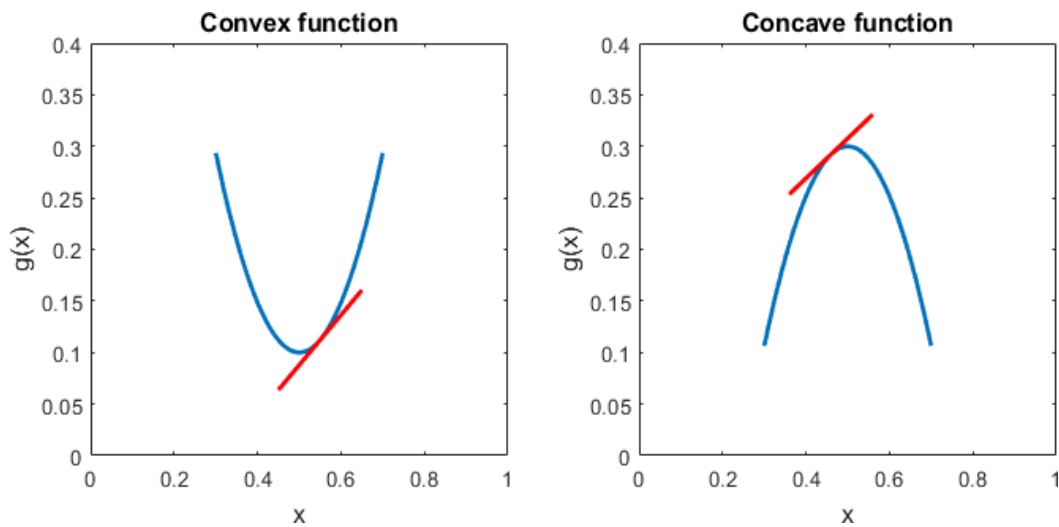


Figure 5.3.1: Jensen's inequality applies to both convex and concave functions.

The properties of these functions that are relevant for understanding the proof of the inequality are:

- Convex functions have tangents that lie entirely below their graphs.
- Concave functions have tangents that lie entirely above their graphs.

It is important to note that a differentiable function is:

- (Strictly) convex if its second derivative is (strictly) positive.
- (Strictly) concave if its second derivative is (strictly) negative.

5.3.2 Statement

The following is a formal statement of the inequality.

Proposition Let X be an integrable random variable. Let $g: \mathbb{R} \rightarrow \mathbb{R}$ be a convex function such that Y

$= g(X)$ is also integrable. Then, the following inequality, called Jensen's inequality, holds:

$$E[g(X)] \geq g(E[X])$$

Proof

If the function g is strictly convex and X is not almost surely constant, then we have a strict inequality:

$$E[g(X)] > g(E[X])$$

Proof

If the function g is concave, then

$$E[g(X)] \leq g(E[X])$$

Proof

If the function g is strictly concave and X is not almost surely constant, then

$$E[g(X)] < g(E[X])$$

5.3.3 Economic Interpretation

There are many main applications and interpretations of Jensen's Inequality in economics:

- **Risk and Uncertainty:** Jensen's Inequality, which characterises risk-averse conduct, is employed in decision theory and risk analysis. It illustrates that, for a concave utility function, the utility of a lottery's expected value is greater than or equal to its expected utility. In other words, people prefer the certainty of expected value over the unpredictability of results.
- **Capital Asset Pricing Model (CAPM):** Jensen's Inequality is applied in finance within the Capital Asset Pricing Model (CAPM) framework. It claims that the expected return on an asset is higher than or equal to the risk-free rate plus a risk premium determined by the asset's beta. The higher risk that an asset implies over and beyond the risk-free rate must be compensated for by investors through the return on the investment.
- **Welfare Analysis:** Jensen's Inequality is analysed in welfare economics to determine how social welfare works. It implies that the social welfare function aggregates individual utilities and is concave if each person's utility function is. Finding the best policies and optimising society's well being is affected by this.

5.4 Summary

- The core is a collection of allocations in economics that are collectively rational and cannot be improved upon by any subset of participants. It illustrates a stable outcome in which no group of persons has the incentive to diverge from the recommended allocation because establishing a smaller coalition will not result in a better product.
- Core convergence refers to the premise that as the number of players in an economic model grows, so does the set of allocations that belong to the core. It implies that when more people engage in economic interactions, the range of stable outcomes widens, allowing for a broader range of viable and collectively sensible allocations.
- In economics, the core describes a set of collectively rational allocations that any subset of participants cannot improve. Core convergence is called the extension of stable outcomes as the number of players in an economic model increase. These ideas are crucial for comprehending stable and collectively sensible results in economic models.

- General equilibrium theory is a fundamental economic concept that examines the relationships and interdependence of all economic markets. It studies the simultaneous equilibrium of many markets, considering time and uncertainty.
- In general equilibrium theory, an economy is represented by a group of actors, commodities, and markets. The idea of general equilibrium depicts a state where all of the economy's markets approach simultaneous equilibrium. This means that the supply and demand for each product are balanced in each market.
- General equilibrium with uncertainty is achieved mathematically by introducing probabilistic aspects into the model. Uncertain variables, such as random shocks or occurrences that affect prices, quantities, and agents' desires or technologies, can be represented by stochastic processes.
- The relationship between the expectation of a function of a random variable and the function of the anticipated value of the random variable is described by Jensen's inequality, a key idea in mathematics and economics. It has crucial ramifications in numerous branches of economics, including decision theory, finance, and welfare analysis. Jensen's inequality is a probabilistic inequality that addresses the expected value of convex and concave transformations of a random variable.

5.5 Keywords

- **Core:** The term "core" in game theory and economics refers to an idea for a cooperative game's solution. It is a set of resource distributions among players in which no player subgroup has a reason to stray from the distribution. The core makes ensuring that resources are distributed consistently and fairly.
- **Core convergence:** In cooperative game theory, core convergence describes the process by which, as the number of participants or iterations of the game rises, the set of possible allocations in a game condenses and eventually approaches a single allocation. It denotes the propensity of participants to group in favour of a predictable and effective result.
- **Jensen's Inequality:** In probability theory and mathematical analysis, Jensen's Inequality is a crucial finding. It provides a connection between the function of the variable's anticipated value and the expected value of a convex or concave random variable.

5.6 Self-Assessment Questions

- 1 What is the concept of the "core" in economics and game theory?
- 2 How does core convergence relate to the stability of a cooperative game or an economicsystem?
- 3 Explain the concept of general equilibrium with time and uncertainty.
- 4 What is the significance of Jensen's Inequality in probability theory and mathematicalanalysis?
- 5 Describe the properties of convex and concave functions in relation to Jensen's Inequality.

5.7 Case Study

Case Title: Dynamic Equilibrium in an Uncertain and Time-Driven Economy: Exploring the Interplay of Time and Uncertainty in Economic Decision-Making

Consider an economy that exhibits general equilibrium amid uncertainty and time. Agents inthis economic system must decide how to act where time and uncertainty are significant factors. Time is used to describe how the economy is dynamic and how actions taken at various points in time have long-term effects. The inherently unpredictable nature of future events and consequences causes uncertainty. Agents must consider this unpredictability when making investment, consumption, and output choices. Because agents must consider the timing and uncertainty of future events, including technology breakthroughs, market fluctuations, and policy changes, the interaction between time and uncertainty complicates the economic system. Analyzing how actors interact in this dynamic and uncertain environment and how the economy achieves equilibrium is the goal of general equilibrium with time and uncertainty.

Recommendation

It is advised to concentrate on learning about and comprehending the economy's dynamics of time and uncertainty. It will be possible to get important insights into how agents interact and make decisions in a dynamic and unpredictable economic environment by embracing the ideaof general equilibrium with time and uncertainty.

- **Dynamic Decision-Making:** Being aware of the economy's dynamic character enables actors to make choices that take the long term into account. Agents can more effectively adjust to shifting conditions, technological breakthroughs, and market volatility by considering the long-term effects of their decisions. This dynamic decision- making method encourages adaptability and resilience in the face of

uncertainty.

- **Management of Uncertainty:** Because future events and their effects are unpredictable, agents must create techniques for handling uncertainty. Agents should weigh all possible outcomes, evaluate risks, and make choices that lessen ambiguity. This may entail diversification, emergency preparedness, or adaptable tactics used in various situations.
- **Economic Equilibrium:** Investigating the general equilibrium in light of uncertainty and time might help one better comprehend how the economy maintains stability and balance. It offers insights into how different economic components, such as output, consumption, and investment, interact in a changing and unpredictable environment. Policymakers can create plans to advance general economic equilibrium by investigating how agents' actions interact and affect one another.
- **Strong Policy Framework:** Policymakers should establish a strong policy framework that considers long-term objectives, flexibility, and risk management to navigate an economy that is characterised by time and uncertainty. This framework should incentivise investment in R&D, promote innovation, and provide a setting that supports flexible decision-making.

Conclusion

For sound decision-making and establishing economic equilibrium, it is essential to comprehend and analyse the dynamics of an economy through time and in the face of uncertainty. Agents can make dynamic decisions, manage uncertainty, and adapt to changing conditions by adopting the idea of general equilibrium with time and uncertainty. Policymakers should provide a solid policy foundation that encourages long-term objectives, stimulates innovation, and is flexible. A complete knowledge of how time, uncertainty, and economic equilibrium interact will be possible thanks to this all-encompassing approach, which will also assist in informing decisions and policies that promote resilience and sustainable growth.

Questions to Consider:

- 1 How does the consideration of time in general equilibrium analysis affect economic decision-making and outcomes?
- 2 What role does uncertainty play in the general equilibrium with time and uncertainty framework? How do agents incorporate uncertainty into their decision-making process?
- 3 Explain the concept of intertemporal equilibrium within the general equilibrium with time and uncertainty framework. How do agents balance present and future consumption

and investment decisions in the face of uncertainty?

5.8 References

- Varian, H.: Microeconomic Analysis, W.W. Norton, 3rd Edition, 1992.
- Henderson, M. and R.E. Quandt, Microeconomic Theory: Mathematical Approach, McGraw Hill, 3rd edition.
- Gravelle, H and R. Rees: Microeconomics, Pearson Education, 3rd Edition, 2004.

Unit: 6
SOCIAL JUSTICE

Learning Objectives:

- To understand the social welfare function
- To understand the transfer efficiency
- To understand the Kaldor-Hicks-Samuelson criterion
- To understand the Rawl's theory of social justice

Structure:

- 6.1 Social welfare function
- 6.2 Transfer Efficiency
- 6.3 Kaldor-Hicks-Samuelson Criterion
- 6.4 Rawl's Theory of Social Justice
- 6.5 Summary
- 6.6 Keywords
- 6.7 Self-Assessment Questions
- 6.8 Case Study
- 6.9 Reference

6.1 Social Welfare Function

Microeconomics and welfare economics both revolve around the idea of a social welfare function. Based on personal utility or well-being, it is a mathematical formula that measures a community's general welfare or social welfare.

A social welfare function (SWF) is a mathematical function that accepts inputs related to individual utility or well-being and outputs a measure of societal welfare. It offers a framework for combining personal preferences or utilities to produce a general indicator of well-being.

A social welfare function may be conceptualised mathematically as follows:

$$\text{SWF}(U_1, U_2, \dots, U_n)$$

In this statement, n stands for the total number of people, U_1, U_2, \dots, U_n stands for the utility or well-being of individuals in society, and SWF stands for the social welfare function.

The social welfare function may take several forms depending on the underlying presumptions and guiding principles. Utilitarianism, egalitarianism, Rawlsian maximin, and other weighted aggregations are examples of frequently applied social welfare functions.

6.1.1 Utilitarian Social Welfare Function:

Utilitarianism, which emphasises maximising the sum of individual utilities, is one hotly debated aspect of social welfare. A utilitarian social utility function may be described mathematically as follows:

$$\text{SWF}(U_1, U_2, \dots, U_n) = U_1 + U_2 + \dots + U_n$$

The individual utilities are added together to establish social welfare in this situation. The objective is maximising the total sum of utilities and enhancing societal welfare.

6.1.2 Egalitarian Social Welfare Function:

Egalitarianism is a different strategy that emphasises eliminating inequality and establishing a fairer distribution of wealth. Following is a representation of a typical egalitarian social welfare function:

$$\text{SWF}(U_1, U_2, \dots, U_n) = f(U_1, U_2, \dots, U_n)$$

In this formula, the concave function $f(\cdot)$ gives persons with lower utility levels more weight. According to this policy, no one should have a considerably worse situation than others.

6.1.3 Rawlsian Social Welfare Function:

The welfare of those in society who are least fortunate is emphasised under the Rawlsian maximin approach. It aims to increase the person's utility to the lowest level possible. The following diagram illustrates how a Rawlsian social welfare function looks:

$$\text{SWF}(U_1, U_2, \dots, U_n) = \max(U_1, U_2, \dots, U_n)$$

In this situation, the social welfare function gives the least fortunate member of society's utility the most weight.

6.1.4 Weighted Aggregation:

Social welfare activities can also include multiple weights or priorities given to people's requirements depending on their income, needs, or voting power. These weights reflect social values and assessments of the relative significance of the well-being of various persons.

It's critical to remember that society's values and ethical issues influence selecting a social welfare function. Different social welfare functions might result in various policy suggestions and social justice ideas.

A society's total well-being or social welfare can be quantified using a social welfare function, which is an expression based on personal utility or well-being. To analyse policy options and their potential effects on public well-being, welfare economics uses this framework to aggregate individual preferences. The underlying ethical issues and cultural norms determine the precise form of the social welfare function.

6.2 Transfer Efficiency

A concept in microeconomics called transfer efficiency, often called allocative efficiency or Pareto efficiency evaluates how well resources are allocated in an economy. It gauges how well resources are distributed among people, so it is only possible to improve one person's situation by worsening that of another.

To understand transfer efficiency, we can examine the mathematical expressions used to define and measure it:

6.2.1 Pareto Efficiency:

Resource allocation is measured against Pareto efficiency. According to this definition, an allocation is Pareto efficient if no practical alternative would benefit at least one person without harming any other individuals.

Mathematically, an allocation x is Pareto efficient if the following conditions hold:

There is no way to make one person better without making another person worse. There is only one reasonable allocation, y , where at least one person chooses y and not anybody else.

Symbolically, $y \succ_i x$ for at least one individual i and $y \succ_j x$ for no individual j .

6.2.2 Transfer Efficiency:

By considering the effects of transfers or redistributions, transfer efficiency, also known as allocative efficiency, expands on Pareto efficiency. After accounting for the consequences of transfers among people, it assesses the effectiveness of resource allocation.

If there is no reasonable alternative allocation with transfers that would benefit at least one person without harming another, then the transfer allocation is transfer efficient.

The following requirements must be met for an allocation x with transfers to be considered transfer efficient:

No individual can be better off without making someone else worse off: There isn't another practical allocation y with transfers where y is favoured by at least one person and not anybody else. Symbolically, $y \succ_i x$ for at least one individual i and $y \succ_j x$ for no individual j .

The idea of transfer efficiency acknowledges that redistributive policies like taxes and social assistance programmes may impact resource allocation. Considering how transfers affect people's well-being, it tries to guarantee that resources are dispersed as efficiently as possible. It's critical to remember that attaining transfer efficiency only ensures that resources are distributed fairly. While questions of justice and equity may call for additional research and initiatives, the overall effectiveness of resource allocation is the main focus.

Transfer efficiency, or allocative efficiency, measures how effectively resources are distributed within an economy. It is characterised by the unavailability of practical alternatives to the current allocations that would benefit at least one person without harming another. Because the distribution of resources can influence overall efficiency, transfer efficiency considers how transfers or redistributions affect resource allocation.

6.3 Kaldor-Hicks-Samuelson Criterion

The compensation principle, also known as the Kaldor-Hicks-Samuelson criteria, is a microeconomics concept used to determine if a project or change in economic policy is

desirable. To determine if the change will result in a net improvement in social welfare, even if some people are rendered worse off, it considers the possibility of voluntary transfers or compensations amongst those impacted by the change.

The standard is founded on the notion that a change is socially acceptable if it has the potential to benefit more people than it could harm.

This criterion acknowledges that a change could be advantageous if its overall benefits outweigh its drawbacks and if its prospective beneficiaries are prepared to make up for any potential losers.

We may look at the main elements of the Kaldor-Hicks-Samuelson criteria to comprehend it:

- **Social Welfare Change:** The criteria assess how a proposed policy or initiative might affect social welfare. It contrasts the overall state of well-being before and after the transformation. The critical question is whether those who stand to benefit may also stand to lose, suggesting a potential rise in social welfare.
- **Compensating Variation:** The compensatory variation is the maximum compensation the winners must give the losers to return their well-being to the starting point. It indicates the monetary loss incurred by the losers due to the suggested adjustment. The compensating variation provides a measurement of the possible cost necessary to make the losers unconcerned about the beginning and end states.
- **Potential Pareto Improvement:** The Kaldor-Hicks-Samuelson criteria is independent of the existence of actual compensation. It emphasises the possibility of compensation instead. It shows that the modification might result in a Pareto improvement, where at least some people are better off without making others worse off if the gainers could compensate for the losers with the compensating variation.
- It is essential to remember that the Kaldor-Hicks-Samuelson criteria do not ensure an effective result or take the distributional consequences of the suggested adjustment into account. It mainly evaluates whether voluntary transfers could improve social well-being. Additional analysis and considerations could be necessary to achieve efficiency and handle distributional issues.
- The Kaldor-Hicks-Samuelson criterion offers a framework for determining whether a proposed reform to microeconomics is desirable. It assesses whether the profits from the change might outweigh the drawbacks and considers the possibility of voluntary settlement between winners and losers. The idea of potential Pareto improvement acknowledges the possibility of boosting social welfare through voluntary transfers, whereas the compensating variation indicates the maximum compensation required

6.4 Rawl's Theory Of Social Justice

The theory of justice as fairness, often known as Rawls' theory of social justice, is a microeconomics idea that focuses on how social opportunities and resources are distributed. This theory, put out by the philosopher John Rawls, suggests guidelines for creating a just and equitable society that maximises the well-being of its constituents, especially the least advantaged.

Rawls' theory is based on two fundamental principles:

6.4.1 The Original Position:

According to Rawls, we should consider a fictitious circumstance known as the "original position" to ascertain the fundamentals of justice. In this hypothetical situation, people are concealed by a "veil of ignorance" that prevents them from being aware of their social standing, skills, and personality traits.

They are unaware of their place in society, whether they are wealthy or not, or if they are brilliant or not.

6.4.2 The Veil of Ignorance:

Thanks to the veil of ignorance, people are fair and unbiased in judging the fundamentals of justice. They will create a proper system that helps all members of society, especially those less fortunate, because they are oblivious to their circumstances. The objective is to establish a just society that people would pick if they were still determining their place.

From the original position, Rawls derives two fundamental principles of justice:

The First Principle: Equal Basic Liberties

According to Rawls, the first rule of justice should ensure everyone has access to the same fundamental rights. These rights include the freedoms of expression, association, and voting. They cannot be sacrificed for social or economic inequity and must be distributed fairly among all members of society.

The Second Principle: Difference Principle

The second justice principle addresses social and economic inequality. In Rawls' view, these disparities are only acceptable if they help those in society who are least advantaged. This idea is frequently known as the "difference principle." They are permitted as long as inequities benefit the most vulnerable and marginalised.

Fairness and equal opportunity are crucial to create a just society, according to Rawls' view. It specialises in the welfare of the least fortunate members, ensuring they are not left behind or mistreated because of their socioeconomic situation.

Although Rawls' theory is prominent in arguments about social justice, it is crucial to remember that it has generated several objections and discussions. Some contend that it overemphasises equality at the price of personal freedom and motivation, while others doubt the theory's applicability in the actual world.

The principles of justice are proposed as fairness in Rawls' theory of social justice in microeconomics. It says that a fair society should ensure everyone has the same fundamental rights and only permit social and economic inequality if it benefits the least advantaged people. By considering the distribution of opportunities and resources and placing a higher priority on the well-being of those most vulnerable, the idea aims to establish a just and equitable society.

6.5 Summary

- A social welfare function (SWF) is a mathematical function that accepts inputs related to individual utility or well-being and outputs a measure of societal welfare. It offers a framework for combining personal preferences or utilities to produce a general indicator of well-being.
- The social welfare function may take several forms depending on the underlying presumptions and guiding principles. Utilitarianism, egalitarianism, Rawlsian maximin, and other weighted aggregations are examples of frequently applied social welfare functions.
- Social welfare activities can also include multiple weights or priorities given to people's requirements depending on their income, needs, or voting power. These weights reflect social values and assessments of the relative significance of the well-being of various persons.
- A concept in microeconomics called transfer efficiency, often called allocative efficiency or Pareto efficiency evaluates how well resources are allocated in an economy. It gauges how well resources are distributed among people, so it is only possible to improve one person's situation by worsening that of another.
- The compensation principle, also known as the Kaldor-Hicks-Samuelson criteria, is a microeconomics concept used to determine if a project or change in economic policy is desirable. To determine if the change will result in a net improvement in social welfare, even if some people are rendered worse off, it considers the possibility of

voluntary transfers or compensations amongst those impacted by the change.

- The Kaldor-Hicks-Samuelson criterion offers a framework for determining whether a proposed reform to microeconomics is desirable. It assesses whether the profits from the change might outweigh the drawbacks and considers the possibility of voluntary settlement between winners and losers. The idea of potential Pareto improvement acknowledges the possibility of boosting social welfare through voluntary transfers, whereas the compensating variation indicates the maximum compensation required.
- The theory of justice as fairness, often known as Rawls' theory of social justice, is a microeconomics idea that focuses on how social opportunities and resources are distributed. This theory, put out by the philosopher John Rawls, suggests guidelines for creating a just and equitable society that maximises the well-being of its constituents, especially the least advantaged.

6.6 Keywords

- **Rawls's Theory of Social Justice:** Rawl's Theory of Social Justice is a framework that aims to identify the fundamental values of a just and equitable society. Philosopher John Rawls developed it. It places a strong emphasis on the notion of justice as fairness and works to promote distributive justice and fair chances in society.
- **Principles of Justice:** The term "principles of justice" in the context of Rawls' Theory of Social Justice refers to the underlying principles or norms that establish how assets, opportunities, and advantages should be divided within a community. These rules are intended to encourage justice, equality, and social harmony.

6.7 Self-Assessment Questions

1. What is the main objective of Rawls's Theory of Social Justice?
2. Describe the concept of justice as fairness according to Rawls.
3. How does Rawls address the issue of inequality and social disparities in his theory?
4. What are the two principles of justice proposed by Rawls? Explain each principle.
5. How does Rawls's theory of social justice take into account the concept of the "veil of ignorance" in determining fair principles of distribution?

6.8 Case Study

Case Title: Rawlsian Justice: Establishing a Fair and Equitable Society through the Principles of Justice as Fairness

The social justice theory of John Rawls offers a framework for establishing a just and equitable society. By Rawls' definition of justice as fairness, the allocation of resources and opportunities must favour the society's least advantaged individuals. According to Rawls, two principles of justice—the difference principle and the concept of equal fundamental liberties—are put into practice. Everyone enjoys the same fundamental rights and freedoms because of the equality of basic liberties principle. According to the difference principle, social and economic disparities are only acceptable if they help the members of society who are least fortunate. The idea of the "veil of ignorance," which contends that fair distribution rules should be decided upon without awareness of one's status in society, is also incorporated into Rawls' theory. By doing this, impartiality is guaranteed, and prejudices are avoided while creating just policies.

Recommendation

Using John Rawls' social justice theory as a foundation for creating a just and equitable society based on examining the situation is advised. Communities can work towards more equality and fairness by adopting Rawls' concepts of justice as fairness, equality of fundamental rights, and the difference principle.

- **Prioritising the Least Advantaged:** According to Rawls' theory, it is crucial to prioritise society's most vulnerable citizens. This concept ensures that opportunities and resources are allocated to improve the welfare of those who are most at risk. Reduced inequality and assistance for marginalised people should be the main goals of policies and programmes that promote social justice.
- **Equal Fundamental Freedoms:** The idea of similar fundamental freedoms guarantees everyone has access to the same basic freedoms and rights. This idea promotes a more inclusive and equitable society by ensuring equal treatment and shielding people from prejudice. It guarantees that no one is unduly disadvantaged because of their inborn features and acknowledges the value of human dignity.
- **Difference Principle:** The difference principle accepts social and economic inequality as long as it benefits the most vulnerable members of society. This idea recognises that there may be some disparity but ensures that it is used to help those struggling. It offers a way to deal with the unfair distribution of resources and encourages social

mobility.

- Veil of Ignorance: According to Rawls, the "veil of ignorance" motivates decision-makers to develop equitable distribution policies without considering their social standing. This objective method guarantees that laws and regulations are developed without prejudice or bias. Eliminating vested interests and ensuring choices are made for the group's benefit fosters a more egalitarian society.

Conclusion

A framework for building a just and equitable society may be found in the social justice theory of John Rawls. Communities can endeavour to lessen inequities and advance fairness by giving the least advantaged priority, guaranteeing equal access to fundamental rights, taking the difference principle into account, and taking the veil of ignorance into understanding. According to Rawls' theory, policymakers should consider how their decisions will affect society and design a fair, inclusive system to enhance everyone's well-being. Applying this idea necessitates a dedication to social justice and the understanding that fairness and equality are fundamental building blocks of a just society.

Questions to Consider:

1. How does Rawls's theory of social justice address the issue of inequality within society?
2. What are the two principles of justice proposed by Rawls? Explain each principle and their significance in promoting a fair society.
3. How does the concept of the "veil of ignorance" contribute to the determination of fair principles of distribution, according to Rawls?

6.9 References

- Varian, H.: Microeconomic Analysis, W.W. Norton, 3rd Edition, 1992.
- Henderson, M. and R.E. Quandt, Microeconomic Theory: Mathematical Approach, McGraw Hill, 3rd edition.
- Gravelle, H and R. Rees: Microeconomics, Pearson Education, 3rd Edition, 2004.

Unit: 7

MARKET FAILURE

Learning Objectives:

- To understand the reasons for market failure
- To understand the types of public goods

Structure:

7.1 Reasons for Market Failure

7.2 Types of Public Goods

7.3 Overview

7.4 Key Terms

7.5 Questions

7.6 Case Study

7.7 Reference

7.1 Reasons for Market Failure

When free market commodities and services are not distributed efficiently, this is called market failure. When both supply and demand are included in a typical free market, the price and the relationship between the two are dynamic and responsive to changes in either force. A new price equilibrium is the result of the adjustments.

The term "market failure" is used to describe the situation in which market distortion leads to an imbalance. It occurs when the supply of an item or service is lower than its demand. Price caps, minimum wage regulations, monopolistic power, governmental restrictions, and other distortions may have an effect on the free market.

7.1.1 Causes of Market Failures

Market failure can occur for a number of reasons, such as:

What we call a "externality" happens when one party's gain or loss from a transaction has an effect on another party that wasn't originally involved in the deal.

Either a positive or negative outcome is possible. In a positive externality, a third party benefits. In the case of effective public education, for example, the primary beneficiaries are the students, but society as a whole reaps the rewards.

Conversely, when one party's use of a product has a negative impact on another, this is called a negative externality. For example, while cigarette smoke is obviously harmful to the smoker, it also has devastating side effects on others in close proximity to the smoker.

Public goods are products or services that are used by a large number of people and whose cost does not increase as their use increases. There is no exclusivity or competition when it comes to public goods. The term "non-excludable consumption" describes the situation in which non-payers are able to use public goods. Nonetheless, under the principle of non-rivalrous consumption, all members of the population would benefit from the distribution of products if they are free of charge.

There will be market failures if some people who utilise public products don't pay for them but keep using them nonetheless. Take police protection as an example; it's a public utility that everyone, taxpaying or not, should have access to.

Market control occurs when either buyers or sellers in a market have the power to determine the price of goods and services. Because of the power, product prices are not set by market forces like supply and demand.

On the supply side, prices can be controlled by sellers in situations where there are a small number of big sellers (oligopoly) or a single prominent vendor (monopoly). If the vendors wanted to boost their earnings, they may work together to set higher prices. Sellers in the market may have influence over producers in the market, and the two groups may even collaborate.

Suppose there is only one major buyer (monopsony) or a few large purchasers (oligopsony). In that case, the buyers on the demand side have the capacity to regulate the pricing of products. The buyers may use their dominance to establish the price at which they are prepared to purchase the goods from the producers if there is just one or a small number of significant purchasers. This practice allows the market to match the supply and demand of products and services.

Market Imperfections: When either buyers or sellers lack sufficient information, the market can also fail. In other words, a good's price should adequately cover all of its advantages and disadvantages, including opportunity costs. The buyer's willingness to pay for the items could increase up or down depending on how much information is available. The reason behind this is that they have not yet determined their true benefits.

- **Macroeconomic factors:** When the macroeconomic environment as a whole changes, such as when there is high inflation, a recession, or economic instability, markets could not function normally. Uncertainty and instability can increase the decision-making capability of businesses and customers, leading to effective resource allocation and lower economic activity.

7.1.2 Solutions to Market Failures

Several solutions can be used to prevent market failures. They consist of:

Using Legislation: There are various ways in which governments might tackle market failures. passing legislation that modifies behavior.

Pricing System: The goal of price mechanisms is to influence consumer and producer behavior. By imposing higher taxes on them, the government can discourage the use of products that harm consumers. For example, the cost of cigarettes and alcohol is gradually increased in order to discourage use and decrease the adverse effects on unrelated parties.

7.2 Types of Public Goods

Resources, products, or services that are accessible to all members of society are known as public goods. Companies and agencies run by the government regularly manufacture and sell goods used by the public. Regardless of whether individuals make use of the public goods, the people of that region or nation pay for them collectively through their tax system.

7.2.1 How are public goods implemented?

A non-rivalrous and non-excludable good is what economists call a public good. The good or service is considered non-rivalrous if it does not deprive other persons of that good. When a good or service is non-excludable, it means that everyone in that society can use it. Products and services that are considered public goods are available to all members of a community without imposing a heavy price on anyone.

7.2.1 Are there any potential complications for public goods?

Even for professionals in the field, like economists, it could be difficult to tell if a given resource is non-rivalrous and non-excludable. As an example, consider the fact that the majority of street lighting is considered a public utility by experts, yet its users can sometimes affect how it serves their community well.

This may therefore impact the region's street lighting system's performance or lead government agencies to limit the public's access to lamps.

The free-rider dilemma is a possible impediment to how public goods operate. This is a reference to how certain people in a society could avoid paying taxes for the public benefit even while they still have unrestricted access to it.

According to economists, there are five primary types of public goods:

- **Security:** One kind of public amenity that the region provides to its residents is security. Taxes are a common way for members of society to support their local police forces. They would be grateful for the opportunity to return to their homes and neighbourhoods in peace and safety.
- **Education and Knowledge:** The majority of countries and regions offer some sort of formal education to their citizens. In order to help their citizens grow into contributing members of society, several governments provide educational services. A public good might also exist in the form of publicly known information, such as recent historical events or scientific discoveries. The reason behind this is that public knowledge is usually not easy to regulate and is a non-depleting resource. Public information sharing frequently enables individuals to make greater societal contributions. A

biotech corporation, for instance, may benefit from public awareness of a scientific breakthrough to develop a novel new product.

Environment: Some components of the natural world may serve as public goods. The utilization of a particular environmental resource by one individual may not affect its accessibility to another, depending on the resource in question.

To add insult to injury, restricting people's ability to use resources that are already on the ground problems with things that happen naturally, like biodiversity or the ozone layer, could arise.

Infrastructure: The majority of the time, the government lets people use the region's roads and sewage facilities as they like. The amount that one person uses these infrastructural resources or systems almost never affects the amount that other people or organizations can access or use them. Citizens expect their government to keep their country's or region's infrastructure in top shape since they pay for it.

Public health: Public health initiatives are made available to all people of a certain area or country by a number of administrations. In order to control the spread of disease in their citizens, governments often implement public health initiatives. Education is one example of a public health policy that has the potential to help society produce healthier, more productive members of society.

Examples of security-related public benefits

The term "security public goods" refers to initiatives and groups whose primary goal is to make people in a certain area feel safe.

Here are some examples of shared security public goods:

- National defence
- Local law enforcement
- Neighbourhood watch groups

Examples of infrastructure public goods

Examples of public goods that include the environment

Public goods may include unrestricted and non-rivalrous resources and products. One example of a public benefit to the environment is air.

Determining whether an eco-friendly product meets the criteria for a public good could be difficult. For example, there are nations and regions where people are free to fish and use freshwater resources as they like. In contrast, freshwater fish and aquatic environments seldom satisfy the non-rivalrous requirement. When one individual uses up all the freshwater or fish in the ocean, it can make those resources rare for everyone else.

Everyone in a particular area has general access to that region's public infrastructure. These elements become a public benefit as a result of their free availability. Furthermore, the usage of these buildings by one person or group seldom impacts the capacity of another person or group to utilise the same amenity. The following are examples of common infrastructure components and public goods:

- Roads
- Bridges
- Street lighting fixtures
- Sidewalks
- Crosswalks

7.3 Summary

- Market failure refers to the inefficient allocation of goods and services in a free market. A typical free market is one in which price changes are dictated by supply and demand as well as a corresponding shift in the price and proportionate shift in the different power. A pricing equilibrium is achieved as a result of the alterations.
- It occurs when the supply of commodities or services falls short of the demand for those same goods or services. Government controls, monopolistic power, price caps, minimum wage requirements, and other distortions may all impact the free market.
- Market control occurs when the power to determine prices for goods and services in a market lies with either buyers or sellers. Because of the power, product prices are not set by market forces like supply and demand.
- Lack of sufficient information among buyers or sellers can also lead to market failure.

This indicates that a good's pricing must accurately represent all its advantages or opportunity costs. The buyer may be prepared to pay a higher or lower price for the goods since they are still determining their actual benefits due to the lack of information.

- Public goods are resources, goods, or services available to all society members. Public products are often produced and distributed by government entities. People in that area or country collectively pay for the public goods they can access through their society's tax system, whether or not they utilise them personally.
- Most economists categorize A non-rivalrous and non-excludable good is considered a public benefit. When a good or service is non-rivalrous, it means that it does not deprive other people of the same good. When a good or service is non-excludable, it means that everyone in that society can use it.
- Experts in economics and related fields don't always have an easy time judging whether a given resource seems to be non-rivalrous and non-excludable. Take street lighting as an example. While most experts agree that it is a public utility, the effectiveness of the system can sometimes be affected by individual residents.

7.4 Keywords

- **Market imperfections:** When the ideal circumstances of perfect competition are not present in a market, this is referred to as market imperfections. These flaws can include elements like monopolies, oligopolies, information asymmetry, and transaction costs, which result in inefficient market outcomes and may even play a role in market failure.
- **Public goods:** The term "public good" refers to services or goods that are available to everyone and do not have a specific market niche. According to the principles of non-rivalry and non-excludability, the commodity's availability should not be diminished because one person uses it, and no one should be prevented from utilising it. Public goods are frequently supplied by the state rather than the market due to the free-rider problem.

7.5 Self-Assessment Questions

1. What are market imperfections, and how do they contribute to market failure?
2. Explain the concept of public goods and their role in market failure.
3. How do externalities impact market outcomes and contribute to market failure?

4. Discuss the influence of macro-economic factors on market failure.
5. Can you provide examples of market imperfections, public goods, and externalities that contribute to market failure?

7.6 Case Study

Case Title: Market Failure in Healthcare: The Challenge of Access to Drugs for Uncommon Diseases

For several reasons, market failure can happen in the healthcare sector, resulting in inefficient resource allocation and less-than-ideal patient outcomes. The availability of necessary drugs for uncommon diseases is one example of a market failure in healthcare. Because these illnesses only impact a limited number of people, there is a relatively modest market for these drugs. Due to the difficulty in recovering the research and development expenses, pharmaceutical companies may have to charge exorbitant prices for these drugs. Patients who cannot pay the high fees may only have restricted access, which might harm their health and leave them with few alternatives for effective therapy.

Recommendation

It is advised to solve the healthcare industry's market failure, particularly concerning the accessibility and price of essential medications for rare diseases. The following suggestions have to be taken into account to enhance resource allocation and patient outcomes:

- **Government involvement:** Market failings in the healthcare industry must be reduced by government involvement. To guarantee the accessibility and cost of medications for rare diseases, the government might adopt rules and regulations. Techniques like price limits, subsidies, or financing for the study and development of certain particular medications can accomplish this.
- **Research and Development Incentives:** To overcome market failure, promoting research and development in rare illnesses is essential. The government may offer financial incentives to pharmaceutical firms and researchers that concentrate on creating treatments for rare diseases, such as grants or tax breaks. This would make therapies more accessible and inexpensive by easing the financial load associated with research and development.
- **Collaborative Approaches:** Collaboration is key to overcoming market failures. Thus, pharmaceutical firms, healthcare professionals, and governments must work together. Public-private partnerships can be established to better effectively produce and distribute medications for rare illnesses. These partnerships can result in more affordable solutions and improved patient results by combining resources, skills, and

knowledge.

- Price Regulation: Drugs for rare diseases can control prices to guarantee affordability.

This may entail establishing price caps or implementing cost-sharing programmes to lessen the financial strain on patients. Drug cost reduction can also be achieved through price bargaining and mass purchase by healthcare systems or insurance companies.

Conclusion

Interventions are needed to address market failures in the healthcare industry, such as the accessibility and cost of medications for rare illnesses, to enhance resource allocation and patient outcomes. Government involvement, research and development incentives, collaborative strategies, and price control are essential to overcome these market failings. By putting these ideas into practice, society can guarantee that individuals with rare diseases have access to essential treatments without paying outrageous prices. The importance of these market failures must be acknowledged to move towards equitable, accessible healthcare systems that put patient welfare and just resource distribution first.

Questions to Consider:

- 1 What are the reasons for market failure in the provision of medications for rare diseases?
- 2 How does the limited market size for rare disease medications contribute to market failure?
- 3 What potential solutions or interventions can be implemented to address market failure in the healthcare industry and improve access to essential medications for rare diseases?

7.7 References

- Varian, H.: Microeconomic Analysis, W.W. Norton, 3rd Edition, 1992.
- Henderson, M. and R.E. Quandt, Microeconomic Theory: Mathematical Approach, McGraw Hill, 3rd edition.
- Gravelle, H and R. Rees: Microeconomics, Pearson Education, 3rd Edition, 2004.

Unit: 8

PUBLIC GOODS

Learning Objectives:

- To understand the Theory of public goods

Structure:

8.1 Theory of Public Goods

8.2 Summary

8.3 Keywords

8.4 Self-Assessment Questions

8.5 Case Study

8.6 Reference

8.1 Theory of Public Goods

Public goods are resources, goods, or services available to all society members. Public products are often produced and distributed by government entities. People in that area or country collectively pay for the public goods they can access through their society's tax system, whether or not they utilise them personally.

8.1.1 Provision and Pricing

The provision and pricing of products and services that display non-excludability and non-rivalry in consumption are the subject of the notion of public goods. Public goods are products that are available for consumption by all people and whose usage does not affect the good's accessibility or usefulness to others.

- **Provision of Public Goods:**

The free-rider issue is one of the fundamental problems in providing public goods. People are motivated to "free ride" and use the product without paying for its provision since public goods are not excludable. As a result, there is a difficulty with collective action since people might need to be sufficiently motivated to contribute to creating or maintaining public goods freely.

Governments frequently play a vital role in providing public goods to solve this issue. They may turn to tax income or other funding sources to pay for the creation, use, and upkeep of public assets. Governments can prevent free riders by enacting obligatory taxation or fees, ensuring that people who use public goods also pay for their supply.

Utilising voluntary donations is another method of providing. In rare instances, people or groups may voluntarily donate to or contribute to the supply of public goods, motivated by a sense of altruism or appreciation for the products' advantages.

- **Pricing of Public Goods:**

Because public products are non-excludable and non-rivalrous, determining the right price for them is a challenging problem. Since everyone has access to public products regardless of payment, conventional market-based pricing processes could not immediately apply.

To promote universal accessibility, public goods are frequently offered at no cost or a bit of cost. This strategy is justified by the argument that prohibiting people from consuming the common good would be ineffective and violate the guiding principle of non-excludability. For instance, public parks and street lighting are typically offered without charge to everyone's benefit.

To pay certain expenses or control congestion, some public products may be subject to user fees or use charges. This is especially true for public goods that exhibit congestion-

related properties, where excessive use might reduce the good's overall utility or efficacy. Road tolls and entrance fees to national parks are two examples of pricing systems used to regulate the use of specific categories of public goods.

The theory of public goods emphasises the difficulties in provisioning and pricing due to non-excludability and non-rivalry qualities. Governments frequently play an essential role in subsidising the supply of public goods, and pricing schemes may include a combination of zero or marginal cost provision, voluntary donations, and user charges to assure accessibility and, where relevant, control congestion.

8.1.2 Government Intervention

The theory of public goods strongly emphasises the function of government involvement in the supply of what is known as public goods—goods and services that display features of non-excludability and non-rivalry in consumption. Government involvement is required because, due to their distinct qualities, private markets may be unable to offer public goods efficiently.

Public goods are products or services accessible to everyone whose usage does not reduce the good's availability or usefulness to others. Some examples of public goods are national defence, street lights, public parks, and clean air.

The free-rider issue is the primary difficulty in providing public goods. People are motivated to "free-ride" and use the product without paying for its provision since public goods are not excludable. As a result, there is a difficulty with collective action since people might need to be sufficiently motivated to contribute to creating or maintaining public goods freely.

Governments are essential in addressing the free-rider issue and ensuring the supply of public goods. Various governmental interventions are possible:

- **Financing:** Governments may use tax income or other funding sources to support the creation and upkeep of public assets. Governments may ensure that those who use public goods also pay for their supply by enforcing mandatory taxes or levies and guaranteeing a just allocation of expenditures among recipients aids in resolving the free-rider issue.
- **Direct Provision:** Governments may directly supply public goods and assume responsibility for their creation, operation, and upkeep in specific instances. This can include government entities or departments committed to delivering particular public amenities, such as public transit, parks, or schools.
- **Public-Private Partnerships (PPPs):** Governments can work with private enterprises to offer public goods through PPPs. PPPs are contractual arrangements in which the government and private sector collaborate to fund, build, and run public products or services. This model capitalises on the private sector's efficiency and experience while guaranteeing accountability and public supervision.

- **Regulation:** Governments may also employ regulatory measures to guarantee that private firms provide public benefits. Setting quality standards, enforcing service duties, or establishing rules to avoid market power abuse in companies that supply essential public commodities such as water, electricity, or telecommunications are examples of this.
- Governments seek to overcome market flaws and guarantee the effective allocation of resources for the benefit of society by interfering in the provision of public goods. Government action aids in addressing the free-rider problem, ensuring equitable cost distribution, and promoting access to critical public goods that contribute to community well-being and development.

8.1.3 Second Best Solution

The theory of public goods acknowledges that it may only sometimes be feasible to arrive at a perfect, first-best solution where markets distribute resources effectively. This is because public commodities have properties like non-excludability and non-rivalry, making market-based allocation difficult.

Knowing that markets are only sometimes fully competitive or efficient gives birth to the idea of the second-best option. Free riding and a lack of market pricing mechanisms might result in market failures regarding public goods. These market failures demonstrate the impossibility of achieving the first-best solution in which markets distribute resources efficiently.

The second-best option admits that in the event of market flaws, different resource allocation methods and public goods provision may be required. Despite the limitations brought forth by market failures, it seeks to increase social welfare and results.

The second-best solution addresses market flaws related to public goods by implementing interventions such as government policies or regulations. These solutions aim to reduce the inefficiencies brought about by non-excludability, non-rivalry, and free riding.

Governments can step in, for instance, by supplying public goods directly or by raising taxes to pay for their provision. Governments may guarantee the supply of public goods and combat free-riding issues by taking on the duty of delivering them. Doing so achieves a better result than if the service were left up to market forces alone.

The second-best option acknowledges that resource allocation trade-offs and compromises may be necessary. The allocation of resources for public goods, for example, may come at the expense of other goods or services. To identify the most effective allocation of resources and supply of public goods, policymakers must carefully examine the costs, benefits, and societal priorities.

It is crucial to highlight that the second-best approach only sometimes results in the best conclusion. Rather, it indicates an improvement over the first-best answer, which is

impossible to obtain owing to market failures. Given the limits imposed by the specific qualities of public goods and the limitations of market systems, the goal is to discover a realistic and practicable solution.

The idea of public goods acknowledges that market failures entail using second-best remedies. These solutions include interventions such as government supply or finance to solve the issues provided by non-excludability and non-rivalry. Policymakers try to improve social welfare and obtain better outcomes for the provision of public goods by accepting the second-best option in the face of market defects.

8.1.4 Free Riding

Free riding is a significant issue in the supply of public goods and is addressed in the notion of public goods. When people take advantage of a public good without paying their fair contribution towards its provision, this is known as free riding.

Non-excludability denotes that people cannot be readily barred from using or benefitting from the item, and non-rivalry, which suggests that one person's use does not reduce the product's availability or utility for others, are characteristics of public goods.

Public products are non-excludable, which gives people an incentive to free ride. They are not required to pay for the public good or contribute to its creation or upkeep to profit from it. They may decide not to pay or give because they know the goods will be accessible regardless of their particular effort, and they trust that others will cover the expenditures.

The issue with free riding is that it can make the creation and upkeep of public assets unsustainable if too many people engage in it. Insufficient contributions can result in underinvestment in public goods, resulting in inadequate or nonexistent provision.

A difficulty with collective action is free riding. There might need to be more money to support and deliver the public good if everyone adopts a free-rider mindset. This quandary poses a problem for society as a whole because the advantages of public goods are only partially realized once individuals give their fair share.

Various approaches are used to address the issue of free riding and secure the provision of public goods:

8.1.5 Government Intervention

Governments frequently play an essential role in funding and delivering public goods. Governments gather monies from individuals through taxation or required fees and allocate them to the creation, operation, and upkeep of public goods. This guarantees that everyone contributes pretty, so addressing the issue of free riders.

8.1.6 Voluntary Contributions

Individuals may voluntarily contribute to providing public goods in specific circumstances. Donations, charity endeavours, and community-based projects can all help. While voluntary contributions may not be adequate to support public goods fully, they can supplement government action and improve public goods provision.

Social Norms and Peer Pressure: Social norms and peer pressure can also influence individuals' free-riding behaviour. Public awareness campaigns, community participation, and encouraging a feeling of responsibility for public assets all serve to promote a culture in which people feel obligated to contribute and prevent free-riding.

Addressing free riding is critical for the supply of public goods because it assures that the resources needed to generate and sustain them are accessible. By addressing the free-rider dilemma, society may collectively enjoy the advantages of public goods while promoting community well-being.

8.2 Summary

- Public goods are resources, goods, or services available to all society members. Public products are often produced and distributed by government entities. People in that area or country collectively pay for the public goods they can access through their society's tax system, whether or not they utilise them personally.
- The provision and pricing of products and services that display non-excludability and non-rivalry in consumption are the subject of the notion of public goods. Public goods are products that are available for consumption by all people and whose usage does not affect the good's accessibility or usefulness to others.
- The free-rider issue is one of the fundamental problems in providing public goods.
- People are motivated to "free ride" and use the product without paying for its provision since public goods are not excludable. As a result, there is a difficulty with collective action since people might need to be sufficiently motivated to contribute to creating or maintaining public goods freely.
- The theory of public goods strongly emphasises the function of government involvement in the supply of what is known as public goods—goods and services that display features of non-excludability and non-rivalry in consumption. Government involvement is required because, due to their distinct qualities, private markets may be unable to offer public goods efficiently.

- The theory of public goods acknowledges that it may only sometimes be feasible to arrive at a perfect, first-best solution where markets distribute resources effectively. This is because public commodities have properties like non-excludability and non-rivalry, making market-based allocation difficult.
- Free riding is a significant issue in the supply of public goods and is addressed in the notion of public goods. When people take advantage of a public good without paying their fair contribution towards its provision, this is known as free riding.

8.3 Keywords

- **Provision and Pricing:** The process of providing and estimating the cost of public goods is referred to as provision and pricing. While pricing focuses on choosing the best, if any, payment methods for the use of public goods, provision ensures their availability and accessibility.
- **Government Intervention:** This term describes how the government becomes involved in the supply and control of public goods. To address market imperfections and assure the effective supply of public goods, government involvement may take money, direct provision, rules, or public-private partnerships.
- **Free riding:** Refers to actions taken by people or organisations that take use of a public good without paying their fair contribution towards its provision. The supply of public goods has difficulties since free riding might result in underinvestment and insufficient finance.

8.4 Self-Assessment Questions

1. What is the role of government intervention in the provision and pricing of public goods?
2. How does the concept of free riding pose challenges for the provision of public goods?
3. What are the key considerations in determining the pricing mechanisms for public goods?
4. How does the second-best solution address the constraints and challenges associated with public goods provision and pricing?
5. What are some examples of government interventions aimed at overcoming the free-rider problem and ensuring the provision of public goods?

8.5 Case Study

Case Title: Funding and Maintaining Public Parks: Addressing the Challenges of Non-Excludability and Free-Rider Problem

As with public parks, providing and charging for public goods can be difficult. The community benefits from parks' recreational areas, green spaces, and environmental

advantages. However, funding and upkeep of public parks can be challenging because of their non-excludability and non-rivalry features. Parks are frequently supplied by local governments using tax money or other public resources to guarantee everyone may visit them. Pricing parks based on individual usage would be unworkable and ineffective since it violates the non-excludability principle. As a result, tourists often incur no direct costs when visiting public parks. However, the free-rider issue, in which some people use the benefits without making a financial contribution, makes it challenging to fund and maintain parks.

Recommendation

It is advised to use various techniques to handle the problems associated with funding and maintaining public parks based on the study of the situation. The following suggestions must be taken into account:

- **Government Funding:** Since public parks offer the neighbourhood several advantages, the government must continue to give support. Local governments should commit enough funds from tax income or other public sources to preserve and repair public parks. This monetary assistance may fill the gap left by public goods' non-excludability and non-rivalry characteristics.
- **Public-Private Partnerships:** Working with private parties, such as businesses or nonprofits, can help public parks receive more financing and resources. Creating partnerships might entail sponsorship programmes, in which companies provide money in exchange for chances to advertise or promote themselves in the park. Through volunteer work, fundraising, or grant submissions, nonprofit organisations and neighbourhood associations can also contribute.
- **User Fees and Donations:** Because public parks cannot be excluded, imposing individual usage costs may not be possible. However, voluntarily made payments and proposed contribution models can be promoted. To reduce maintenance expenses and involve the community in helping to maintain the parks, contribution boxes and digital platforms can be implemented and made available to park users.
- **Community Engagement and Education:** Raising public knowledge of the value of financing and upkeep of public parks may contribute to a sense of community ownership and accountability. A culture of support for public parks may be created by planning educational programmes, events, and community outreach projects, encouraging volunteerism and engagement.

Conclusion

Public parks have finance and maintenance issues that call for a multifaceted strategy.

Public-private partnerships, user fees, contributions, and community involvement are all required methods for guaranteeing the care and availability of public parks. Combining these

strategies enables communities to tackle the free-rider problem, advance sustainable finance methods, and rally support for the invaluable advantages of public parks. Recognising the value of public parks as communal assets and fostering a sense of shared responsibility for their maintenance is essential to ensure that current and future generations can benefit from their recreational, environmental, and social benefits.

Questions to Consider:

1. What are the challenges in the provision of public parks as public goods?
2. Explain why pricing public parks based on individual usage is impractical and inconsistent with the characteristics of public goods.
3. How can the free-rider problem impact the funding and maintenance of public parks?

8.6 References

- Varian, H.: Microeconomic Analysis, W.W. Norton, 3rd Edition, 1992.
- Henderson, M. and R.E. Quandt, Microeconomic Theory: Mathematical Approach, McGraw Hill, 3rd edition.
- Gravelle, H and R. Rees: Microeconomics, Pearson Education, 3rd Edition, 2004.

Unit: 9
EXTERNALITIES

Learning Objectives:

- To understand the Externalities
- To understand the types of externalities

Structure:

- 9.1 Externalities
- 9.2 Types of Externalities
- 9.3 Solutions to Externalities
- 9.4 Overview
- 9.5 Key terms
- 9.6 Questions
- 9.7 Case Study
- 9.8 Reference

9.1 Externalities

An externality is a profit or cost of an economic action experienced by a different third party. The final cost or benefit of a good or service does not take the external cost or benefit into consideration. As a result, externalities are frequently seen by economists as a serious problem that leads to market failures by making markets inefficient. The tragedy of the commons is mostly caused by externalities.

The primary cause of externalities is unestablished property rights, a circumstance in which particular market participants begin to produce or consume more. At the same hand, the ambiguous ownership of certain items may contribute to part of the profit or cost inherited by an unaffiliated third party.

There needs to be a market because externalities do not belong in the marketplace where they may be purchased or sold. Quantitative methods cannot be used to quantify externalities, and various individuals have varied perspectives on the societal costs and benefits they provide. When businesses produce products that will be sold on the market, externalities may result. Production externalities are what we call this.

Additionally, when people use products, they might create externalities. These externalities are what we call consumption externalities. These externalities can be both bad and good.

There are two main types of externalities:

9.1.1 Positive Externalities:

An unforeseen benefit received by a third party as a result of the production or consumption of a good by another party is known as a positive externality. Positive externalities demonstrate that the advantages to society from producing or using goods outweigh the special benefits to outside parties.

Causes of positive externalities

The reasons for positive externalities are diverse. For instance, consuming education has beneficial externalities. A person will also get public advantages, like becoming more informed and landing a better, higher-paying job. Additionally, they can teach others, commit fewer crimes, and contribute more to the country through taxation.

9.1.2 Externalities That Are Bad

An indirect cost that a third party bears as a result of another party producing or consuming an item is known as a negative externality. The existence of negative externalities indicates that the costs to society outweigh the expenses to individuals or

outside parties

9.1.3 Reasons why there are negative externalities

Negative externalities have other causes. One example of a negative externality is contamination that results from the production of goods. Residents are at danger for health problems, and the poor quality of the air and water has a substantial negative influence on the nearby settlements.

9.2 Externality Types

Four categories exist for externalities: negative production, negative consumption, positive production, and positive production.

9.2.1 Externalities in Production

When businesses generate goods to be sold in the market, they create production externalities.

Production externalities that are negative

Costs borne by a third party as a result of superior output from another party are known as negative production externalities.

Production externalities might be adversely affected by pollution released into the atmosphere as a result of the company's manufacturing process. For instance, a business that generates power pollutes the environment. People pay an external cost because of the company's pollution. This is due to the fact that their pricing does not account for costs such as a contaminated environment and health problems

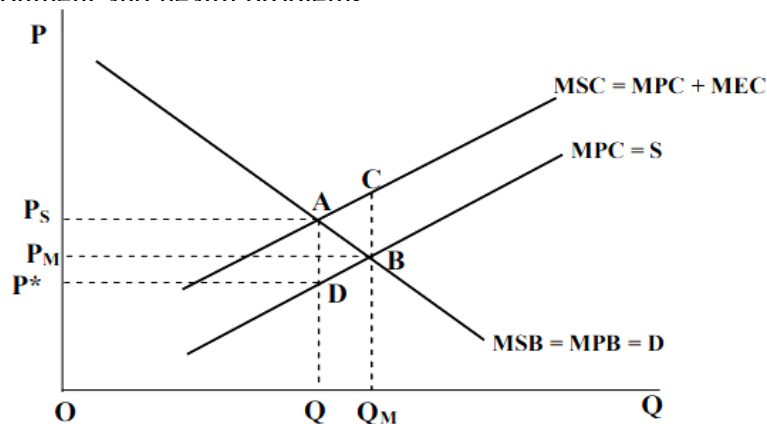


Figure 9.2.1 (a) : Case of Negative Externality with Production

Positive production externalities

Positive production externalities are the unintended benefits that a third party receives from another's superior output.

When a corporation develops innovative technology that other companies may utilize to boost productivity and make manufacturing more environmentally friendly, positive production externalities can result. If more businesses adopted this strategy, they might provide their products to customers for less, produce less pollution, and make more money.

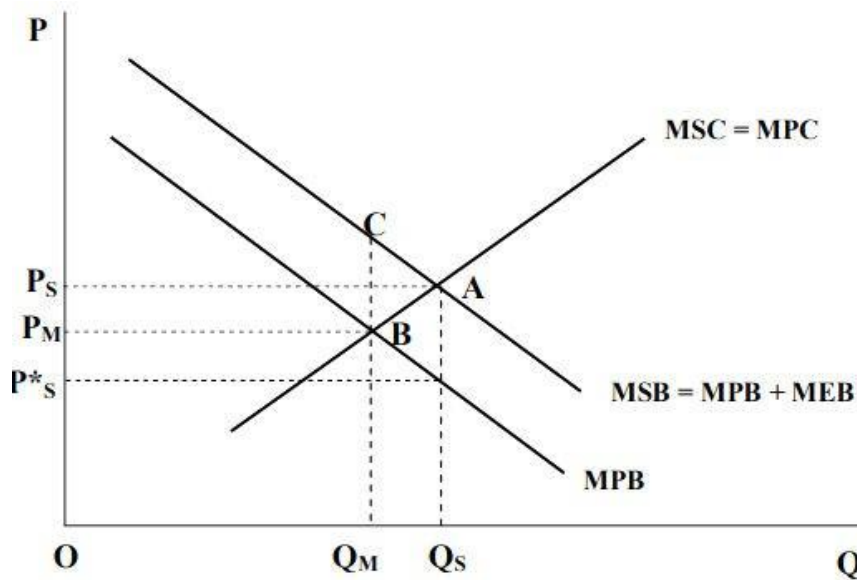


Figure 9.2.1 (b) : Case of Positive Externality with Consumption

Externalities of Consumption

The consequences that utilizing a good or service has on outside parties are known as consumption externalities. They might be favorable or unfavorable. Outcomes of negative consumption

An expense borne by a third party as a result of the excellent consumption of another is known as a negative consumption externality.

When a person's consumption of products or services has an adverse effect on other people, this is known as a negative consumption externality. This externality is shown by the awful

experience we've all probably had at the movies when someone's phone rings or people talk loudly to each other.

Positive externalities of consumption

An indirect benefit that a third party receives from another's great consumption is known as a positive consumption externality. Positive consumption externalities happen when someone uses a product or service to benefit others. During the Covid-19 pandemic, for instance, mask use helped stop the spread of infectious diseases. This benefit keeps others from getting the illness in addition to protecting the sufferer. Only a select few are aware of these benefits, though. Therefore, masks are only often used in situations when they are mandated. Underproduction of masks stems from this in a free market.

9.2 Solutions to External

9.2.1 Pigovian Solutions

Pigouvian solutions entail government involvement to resolve externalities by internalising the externality's costs or benefits. These ideas are named after economist Arthur Pigou, who proposed using taxes or subsidies to reduce externalities.

Pigovian solutions for negative externalities (such as pollution) often include imposing taxes, known as Pigovian taxes or corrective taxes, on the activity that generates the externality. The tax raises the cost of the action, making it less appealing for individuals or businesses to participate in harmful conduct to others. Internalising the costs incentivises externality reduction and encourages polluters to consider the social costs inflicted on others.

On the other hand, Pigovian solutions may incorporate government subsidies or grants for positive externalities (such as education or vaccines). These financial incentives reduce the cost of engaging in activities with sound spillover effects, encouraging more and aligning private and societal gains.

Pigovian solutions aim to alter the private costs or advantages connected with an activity to reflect societal costs or benefits. This results in a more efficient conclusion and less negative effects from externalities.

9.2.2 Coasian Solutions

Coasian Solutions, named after economist Ronald Coase, advocate for the resolution of externalities by voluntary conversations and agreements amongst the parties concerned.

Coasian solutions include the parties directly negotiating to reach a mutually acceptable solution. The discussion may include compensation for the harm caused by the negative externality or a modification in activity level to lessen the impact of the externality.

For example, if a plant emits pollution that harms neighbouring inhabitants, the affected community and the industry might negotiate emission reductions or compensation for the harm done. Coasian solutions seek to internalise external costs or advantages by enabling impacted parties to bargain and identify the most effective solution.

Voluntary agreements to address externalities can be formed without government involvement if these requirements are satisfied.

It is vital to highlight that the efficacy of Pigovian and Coasian solutions might vary depending on the individual conditions, transaction costs, and externality nature. A mix of both techniques may be beneficial in some instances.

9.3 Summary

- An externality is a profit or cost of an economic action experienced by a different third party. The final cost or benefit of a good or service does not take the external cost or benefit into consideration. As a result, externalities are frequently seen by economists as a serious problem that leads to market failures by making markets inefficient. The tragedy of the commons is mostly caused by externalities.
- Third-party costs resulting from another party's output are known as negative production externalities. A party's outstanding results. Positive production externalities refer to the unintended benefits that a third party receives from another's superior output.
- An expense borne by a third party as a result of the excellent consumption of another is known as a negative consumption externality. The government must become involved in Pigouvian solutions in order to resolve externalities by internalizing the costs or benefits associated with them. These concepts have the name of the economist Arthur Pigou, who suggested reducing externalities by utilizing subsidies or taxes.
- Called after economist Ronald Coase, Coasian Solutions promote voluntary discussions and agreements between the parties involved in order to resolve externalities. According to Coase, parties can bargain and come to mutually beneficial agreements to internalize externalities provided property rights are clearly stated and have low transaction costs.

9.4 Keywords

- **Production Externalities:** These are externalities that occur when the production activities of a firm or industry impact the well-being of others outside the firm, either positively or negatively. They can include spillover benefits or costs resulting from the production process.
Consumption Externalities: These are externalities that arise from the consumption of goods or services by one individual.

9.5 Self-Assessment Questions

1. What is the difference between production externalities and consumption externalities?
2. Can you provide examples of positive production externalities and negative consumption externalities?
3. What is the objective of Pigovian solutions in addressing externalities?
4. Explain the concept of Coasian solutions and the conditions required for their effectiveness.
5. How do Pigovian and Coasian solutions differ in terms of the role of government intervention?

9.6 Case Study

Case Title: Balancing Production and Consumption Externalities in the Coastal Fishing Sector: Challenges and Implications for a Sustainable Future

A coastal town's fishing sector is suffering both production and consumption externalities. Several fishing firms operate in the region, and their actions have unforeseen implications for the local people and marine ecology. Production externalities result from garbage and bycatch disposal, contaminating the sea and endangering other marine animals. Consumption externalities arise when visitors visit the area and consume seafood, resulting in positive and negative consequences. Increased income and job possibilities at nearby restaurants and hotels provide a positive externality. However, a negative externality arises as overfishing occurs, diminishing fish supplies and endangering the industry's long-term survival.

Recommendation

Based on the case study, it is advised to execute a comprehensive strategy to address the production and consumption externalities in the fishing industry of the coastal town. The following suggestions must be taken into account:

- **Environmental Regulations and Enforcement:** To address the production externalities brought on by waste disposal and bycatch, strict environmental rules should be

implemented. To avoid polluting the ocean and harming marine life, fishing companies should be compelled to manage and dispose of garbage correctly. To guarantee adherence to these requirements, regular monitoring and enforcement methods should be in place.

- **Sustainable Fishing Practices:** Sustainable fishing techniques should be encouraged to combat the negative externality of overfishing and guarantee the long-term sustainability of the fishing sector. To avoid overfishing. This might involve enforcing catch limits, size limitations, and fishing quotas. Promoting the use of selective fishing techniques that reduce bycatch can also aid in the preservation of marine ecosystems.
- **Education and Awareness Campaigns:** Public awareness-raising and education programmes are essential for addressing consumption externalities. Visitors should be made aware of the advantages and disadvantages of eating seafood. Encourage visitors to make educated decisions that minimise adverse effects by promoting ethical seafood choices, supporting regional sustainable fishing methods, and stressing the significance of preserving a healthy marine environment.
- **Economic Diversification:** To lessen reliance entirely on the fishing industry, the community should consider diversifying its economy. This may entail fostering alternative sectors like ecotourism, sustainable aquaculture, or initiatives for marine conservation. Diversification can lessen overfishing's negative externality by reducing the strain on fish supplies and generating new job possibilities.

Conclusion

The fishing industry in the coastal town must be addressed holistically, incorporating environmental restrictions, sustainable fishing methods, education, and economic diversification. The harmful production externalities can be reduced by enacting stringent waste disposal laws and promoting sustainable fishing methods. The detrimental consumption externalities can be reduced by educating tourists about ethical seafood decisions and encouraging economic diversification. The importance of these market failures must be acknowledged to move towards equitable, accessible healthcare systems that put patient welfare and just resource distribution first.

Questions to Consider:

- 1 Identify one production externality in the fishing industry mentioned in the case study and explain its impact on the marine ecosystem.
- 2 What are the positive and negative consumption externalities associated with the

fishing industry in the coastal town?

- 3 How can the fishing industry address the production and consumption externalities to ensure its long-term sustainability and minimize harm to the environment and local community?

9.7 References

- Varian, H.: Microeconomic Analysis, W.W. Norton, 3rd Edition, 1992.
- Henderson, M. and R.E. Quandt, Microeconomic Theory: Mathematical Approach, McGraw Hill, 3rd edition.
- Gravelle, H and R. Rees: Microeconomics, Pearson Education, 3rd Edition, 2004.

Unit: 10
ADVERSE SELECTION

Learning Objectives:

- To understand the Asymmetric Information
- To understand the Moral hazard problem, adverse selection, principal agent problem

Structure:

- 10.1 Asymmetric Information
- 10.2 Moral Hazard Problem
- 10.3 Adverse Selection
- 10.4 Principal Agent Problem
- 10.5 Summary
- 10.6 Keywords
- 10.7 Self-Assessment Questions
- 10.8 Case Study
- 10.9 Reference

10.1 Asymmetric Information

As a result of asymmetric information, also referred to as "information failure," one party to an economic transaction will usually possess more concrete knowledge than the other. This typically happens when a provider of goods or services is more knowledgeable than the client, however the other scenario is also possible. Information gaps are present in almost all economic relationships.

Advantages

There are times when asymmetric information can be advantageous. The goal of a working market system is, in fact, to increase asymmetrical information. Workers who aspire to specialize further within their industry are more productive and may thus be more valuable to colleagues in other industries.

For example, the expertise of a stockbroker can be more beneficial to a farmer or other non-investment professional who wants to trade stocks with confidence in order to save money for retirement. However, the stockbroker can purchase the goods provided by the farmer from a grocery store and does not need to know how to grow crops or take care of livestock in order to feed oneself. Despite having more experience in their respective fields, both stockbrokers and farmers benefit from commerce and the division of labor.

One solution to ever-increasing asymmetric information is for workers to study all disciplines instead of specializing in areas where they can add the most value.

However, this strategy is unfeasible since it has large opportunity costs, lowers aggregate outputs, and lowers living standards.

Disadvantages

In certain situations, asymmetric information can have nearly fraudulent consequences, such as negative selection, which describes a situation when an insurance company could suffer a significant loss because of a risk that was not disclosed at the time the policy was sold.

Let's take an example where an insured person hides the fact that they smoke a lot and frequently partake in dangerous hobbies. If so, this asymmetrical information flow is indicative of adverse selection and could raise insurance costs for all policyholders, driving away the healthy.

The solution is for life insurance companies to perform thorough actuarial work and stringent medical examinations prior to assessing different premiums to customers based on their truthfully disclosed risk profiles.

10.2 Moral Hazard Problem

Asymmetric information occurs when one party possesses more material knowledge than another. Moral hazard commonly arises in industries such as lending, insurance, and even within employee-employer relationships. Whenever two parties agree, the presence of moral hazards is possible.

When a person or entity does not bear the total cost of a risk, they may be incentivized to increase their risk exposure based on maximizing their benefits.

This can occur in financial agreements between borrowers and lenders. The insurance industry is also susceptible to moral hazard.

Example of Moral Hazard

For instance, consider a homeowner living in a flood-prone area without a home or flood insurance. Despite being cautious, the homeowner invests in a home security system to prevent burglaries and takes precautions for potential floods. However, burdened by the constant worry and preparation. They cancel the home security system subscription and decrease their flood preparation efforts. This shift in behaviour increases the insurance company's risk of potential claims related to flood damage or property loss.

History of Moral Hazard

However, in mathematics, the term "moral" has also been used to refer to subjective behaviour, making the ethical implications unclear. In the 1960s, economists revived the concept of moral hazard as a subject of study.

10.3 Adverse Selection

This information asymmetry puts the party with less data at a disadvantage. Consequently, it leads to inefficiencies in pricing and providing goods and services. In market economies, information is often conveyed through prices, making adverse selection a result of weak price signals.

Example of Adverse Selection

It is widely known that the life expectancy of smokers who do not exercise is shorter than that of non-smokers who exercise. Suppose two individuals from these groups seek life insurance—one is a smoker who does not exercise, and the other is a non-smoker who exercises regularly. The insurance company cannot distinguish between smokers and non-smokers without additional information.

In order to obtain further information, the insurance company requires both people to fill out self-identification forms. But the non-exercising smoker understands that giving honest answers means paying more for insurance. As a result, this person chooses to tell lies and declares that they are a regular exerciser and nonsmoker. The fact that the insurance company charges the same rate to both parties is an example of adverse selection in action. But the smoker who doesn't exercise gains more from the insurance than the non-smoker who does exercise. The smoker who does not exercise needs more health insurance and ultimately benefits from a reduced rate.

Insurance firms raise prices or restrict coverage in order to reduce the risk of large claims. Insurance firms look for groups of people who are more vulnerable to hazards than the overall population and raise their premiums in an effort to combat adverse selection. Underwriters for life insurance are essential in the process of assessing life insurance applicants. They evaluate a number of variables, including height, weight, medical history, family history, occupation, hobbies, driving record, and smoking habits, that may have an effect on the applicant's health.

Their assessments help determine whether to grant insurance and establish appropriate premium amounts.

10.3.1 Consequences of Adverse Selection

Adverse selection can lead to various consequences that negatively impact market efficiency and consumer welfare. In situations where sellers possess superior knowledge compared to buyers, buyers may face disadvantages in transactions

The overall consequence of adverse selection is increased costs and market asymmetry. Buyers need more essential information than sellers, resulting in reduced consumption and buyer apprehension regarding the quality of available products. This information asymmetry can also exclude specific consumers needing help accessing or affording the necessary information to make informed purchasing decisions.

Indirectly, adverse selection can adversely affect consumers' health and well-being. Without access to accurate information, consumers may unknowingly purchase faulty or hazardous products, risking their physical well-being. Moreover, avoiding purchasing certain healthcare products, such as vaccines, due to misinformation can lead to inaccurate risk assessments and potential harm.

Adverse Selection in Insurance

If an insurance company charges average prices but primarily attracts high-risk policyholders, the company may face financial losses due to increased benefit payouts.

Insurance companies often adjust premiums based on risk factors associated with specific individuals or groups to mitigate this risk. In contrast, customers who engage in low-risk behaviours are less likely to purchase insurance due to rising policy costs.

By concealing their smoking habit, applicants deceive insurance companies, resulting in adverse financial risk management for the insurers.

Similarly, in auto insurance, adverse selection occurs when an applicant provides a low-crime area address to secure coverage while residing in a high-crime area.

10.4 Principal Agent Problem

When there is a conflict of interest between an individual or group and the agent acting on their behalf, the principal-agent dilemma occurs. The agent might put their personal interests ahead of the principal's.

When an agent gains control over an asset that the principal, who is the owner of the asset, represents, there can be a principal-agent conflict.

In political science and economics, the principal-agent problem is a well-known idea that was first put forth in the 1970s by William Meckling of the University of Rochester and Michael Jensen of Harvard Business School. To reduce agency costs—a consequence of ownership and control being separated—they put forth an ownership structure theory.

A separation of control takes place when a principal appoints an agent. While maintaining ownership of the assets and accepting responsibility for any losses, the principle delegated to the agent some degree of decision-making authority.

For example, a company's shareholders function as principals and look to the CEO to act as their representative while pursuing policies that are in their best interests, such raising stock price or giving dividends. In the event that the CEO decides to put emphasis on growth or significant bonuses for managers, the principals might feel let down by their representative. There are several solutions for the principal-agent dilemma, most of which entail monitoring

results and communicating expectations clearly. Usually, the principal is in charge and has the power to fix the issue.

10.4.1 Causes of the Principal-Agent Problem:

Agency Costs

It is not practical for the principal to constantly watch over an agent's operations. Agency costs are the possibility that the agent would neglect their duties, make bad choices, or work against the interests of the principal. Additional agency costs, which are a component of transaction costs, may also be incurred in handling the issues brought on by an agent's acts. As long as the anticipated rise in investment returns balances the hiring and agency expenses, principals may be responsible for these expenditures.

10.4.2 Solutions to Principal-Agent Problem

In order to reduce risks, principals might take preventative measures both before and after engaging an agent. They can arrange the terms of the agent's contract so that the goals of the principal and the agent are in line with each other. Possible measures include engaging outside monitors or auditors, disclosing findings on a regular basis, and, if needed, changing the manager.

Performance Evaluation and Compensation

For agents, compensation is a major source of motivation. By tying pay to particular standards, such performance reviews, agents are encouraged to work well in order to receive competitive pay.

Stock options, deferred compensation programs, and profit-sharing are a few possible ways to pay agents. These methods hold agents accountable for subpar performance and immediately reward them for outstanding work. The fundamental idea is comparable to tipping for excellent service in that it fosters a relationship where the interests of the waiter (an agent) and the customer (the principal) are aligned.

10.5 Summary

- The emergence of asymmetric information, also referred to as "information failure," occurs when one party to an economic transaction possesses greater concrete knowledge than the other. This typically happens when a provider of goods or services is more knowledgeable than the client, however the other

scenario is also possible. Information gaps are present in almost all economic relationships.

- Asymmetric information occurs when one party possesses more material knowledge than another. Moral hazard commonly arises in industries such as lending, insurance, and even within employee-employer relationships. Whenever two parties agree, the presence of moral hazards is possible.
- Asymmetry puts the party with less data at a disadvantage. Consequently, it leads to inefficiencies in pricing and providing goods and services. In market economies, information is often conveyed through prices, making adverse selection a result of weak price signals.
- When there is a conflict of interest between an individual or organization and the representative acting on their behalf, the principal-agent issue occurs. The agent might put their personal interests ahead of the principal's.

10.6 Keywords

- **Moral Hazard Problem:** Refers to a situation where one party, typically an individual or organisation, takes greater risks or engages in undesirable behaviour because they are protected or insured against the negative consequences of their actions. This occurs when there is a lack of incentive for the party to act in a responsible or cautious manner, leading to inefficiencies or undesirable outcomes.
- **Adverse Selection:** Adverse selection occurs when individuals or entities with higher risks or lower quality are more likely to participate in a transaction, while those with lower risks or higher quality may opt out, leading to potential market failures or suboptimal outcomes.

10.7 Self-Assessment Questions

1. What is the moral hazard problem, and how does it arise in various economic contexts?
2. Explain the concept of adverse selection and provide examples of how it can impact markets or transactions.
3. How does the moral hazard problem relate to issues of accountability and risk-taking?
4. What strategies or mechanisms can be implemented to mitigate adverse selection in insurance or financial markets?

Describe the principal-agent problem and discuss its implications for corporate governance and decision-making processes.

10.8 Case Study

Case Title: Moral Hazard in Health Insurance: Implications for Risky Behaviors and Cost Sustainability

The moral hazard issue is present in the insurance sector, especially regarding health insurance. Individuals may be more likely to engage in riskier behaviours or make less responsible lifestyle decisions when they have comprehensive health insurance coverage. With the knowledge that they are shielded from the financial repercussions of their choices, insured people may engage in moral hazard by using more healthcare services, seeing the doctor more frequently and needlessly, or skipping out on preventative measures. This behaviour may result in greater medical expenses, resource overuse, and eventually higher insurance rates for all policyholders.

Recommendation

According to the case analysis, it is advised to address the moral hazard problem in the health insurance industry by implementing measures to reduce the risk of excessive healthcare use and irresponsible behaviour. The following suggestions must be taken into account:

- **Cost-Sharing Mechanisms:** Cost-sharing measures like deductibles, copayments, and coinsurance can deter overusing the healthcare system. By requiring patients to pay a percentage of the healthcare expenses, these systems lessen the incentive for unnecessary medical visits and promote prudent healthcare utilisation decisions.
- **Health Education and Prevention Programs:** Promote health education and prevention programmes to spread the word about the value of making good lifestyle decisions and taking preventative action. Promoting proactive healthcare behaviours and healthy lives among people might lessen the chance of unneeded healthcare use and enhance general well-being.
- **Care Management and Coordination:** Implement care management and coordination initiatives to guarantee the effective use of healthcare resources. These programmes can assist people in navigating the healthcare system, offer advice on the best types of care, and promote preventative actions to reduce the need for more expensive procedures.
- **Behavioural Incentives:** Consider incorporating behavioural incentives to encourage responsible behaviour and healthy lifestyle choices. Individuals who exhibit appropriate healthcare behaviours, such as participating in wellness programmes, scheduling routine checkups, or following treatment recommendations, may be eligible for premium savings or prizes from insurance plans.

Conclusion

It is necessary to use a multifaceted approach that promotes responsible healthcare decision-making and reduces excessive healthcare utilization to address the moral hazard problem in the health insurance industry. Insurers can deter irresponsible behaviour and inappropriate use of healthcare resources by establishing cost-sharing mechanisms, supporting health education and preventive programmes, improving care management and coordination, and providing behavioural incentives. These tactics seek to balance offering protection and enticing people to make wise health decisions. It is crucial to support a healthcare system that is sustainable, effective, and fair for everyone among policyholders and to build a feeling of shared responsibility among them.

Questions to Consider:

- 1 What is the moral hazard problem in the insurance industry, and how does it manifest in the behaviour of insured individuals?
- 2 How does the moral hazard problem impact the cost and affordability of insurance for both individuals and the insurance market as a whole?
- 3 What strategies can insurance companies employ to mitigate the moral hazard problem and encourage responsible behaviour among insured individuals?

10.9 References

- Varian, H.: Microeconomic Analysis, W.W. Norton, 3rd Edition, 1992.
- Henderson, M. and R.E. Quandt, Microeconomic Theory: Mathematical Approach, McGraw Hill, 3rd edition.
- Gravelle, H and R. Rees: Microeconomics, Pearson Education, 3rd Edition, 2004.

Unit: 11
CREDIT MARKET

Learning Objectives:

- To understand the theory of lemon
- To understand the credit market

Structure:

- 11.1 Theory of Lemon
- 11.2 Credit Market
- 11.3 Summary
- 11.4 Keywords
- 11.5 Self-Assessment Questions
- 11.6 Case Study
- 11.7 Reference

11.1 Theory of Lemon

The Lemon Market Theory, first presented by George A. Akerlof in 1970 in his influential paper titled "The Market for Lemons: Quality Uncertainty and the Market Mechanism," explores the issue of identifying markets that sell good products when faced with poor-quality suppliers. Akerlof argues that sellers of low-quality products have incentives to sell their goods, which include guarantees, warranties, and brand names, thereby exacerbating the problem of quality uncertainty. The theory also emphasizes the presence of information asymmetry between buyers and sellers, where sellers collectively take credit for the overall quality of the products instead of recognizing and rewarding individual sellers of high-quality goods. Consequently, this leads to no recognition and rewards for sellers who offer good-quality products or services, ultimately causing their extinction from the market.

Akerlof also discusses the concept of the "Cost of dishonesty," which encompasses the deceptive practices employed by sellers of low-quality goods who target buyers with knowledge of market statistics and assume an average market quality. This cost also includes the negative impact on innocent businesses that provide high-quality products, forcing them out of the market.

Akerlof highlights the challenges in framing business operations in underdeveloped countries due to the cost of dishonesty. To illustrate the lemon market problem, Akerlof uses the example of the market for used cars, considering four categories: new cars, used cars, good cars, and "lemons" (bad cars). When a buyer purchases a new vehicle, they need to gain prior knowledge about its quality, making it uncertain whether the vehicle is a lemon. Similarly, a used car can be either good quality or a lemon.

Akerlof introduces two probabilities, p and $(1-p)$, representing the likelihood of a good quality car and a lemon, respectively. Over time, the car owner's experience influences the probability assigned to the car being a lemon. Asymmetry arises because trading. The demand for cars depends on their quality, while supply of vehicles and their quality also depend on price. The sum of the demands from two kinds of traders determines the demand for used vehicles. Conversely, symmetrical information reveals that the traders' income is insufficient to purchase automobiles, favouring utility as the determining factor.

- **Information Asymmetry:** Information Asymmetry refers to the uneven distribution of information between individuals from different backgrounds engaged in communication. It is an independent concept that heavily relies on the skills of the communicating parties. In trading, the buyer or seller makes trade-offs based on the information they exchange. When the data is inappropriate or unbalanced, it can

attract low-quality products (lemons) into the market.

- **Reputation:** Reputation is an attribute, or characteristic one person or organization assigns to another. It serves as a reward for honesty. In a market lacking reputation, traders may exploit institutions to sell low-quality products, exacerbating the lemon problem. Reputation is not an individual's possession; instead, it is collectively inherited by a group of traders striving for success.
- **Adverse selection:** Adverse selection is a common mistake buyers make when selecting sellers. Buyers lack prior knowledge about the products they purchase and often fall into traps set by sellers who employ deceptive tactics.
- **Moral hazard:** Moral hazard occurs when a seller fails to meet the buyer's quality requirements. Sellers may hide information about defects and problems in the product, leading to moral hazards.

The impact of lemon markets can be either positive or negative. A positive result can prevent the growth of a lemon market, whereas a negative impact establishes a thriving lemon market, forcing out high-quality products.

In his paper "A Direct Test of the 'Lemons' Model: The Market for Used Pickup Trucks," Eric W. Bond argues that no substantial evidence supports the notion that lemons dominate the used car market. Bond examines maintenance as a critical factor for evaluating the quality of a truck, considering high-maintenance vehicles as lemons. These lemons push non-lemon vehicles out of the market. It is natural for used vehicles to have higher maintenance costs than new vehicles. It prevents lemons from entering the markets since providing low-quality products would adversely affect their reputation. With buyers gaining the necessary information and knowledge about product quality, information asymmetry diminishes, eliminating the.

11.2 Credit Market

The credit market encompasses companies and governments raising capital by issuing debt to investors. It includes various debt instruments such as investment-grade bonds, junk bonds, and short-term commercial paper. Commonly referred to as the debt market, it also incorporates debt offerings like notes and securitized obligations, including collateralized debt obligations (CDOs), mortgage-backed securities, and credit default swaps (CDS). The credit market significantly surpasses the equity market in terms of monetary value. Hence, its conditions serve as an indicator of the overall well-being of the markets and the economy as a whole. The credit market is often seen as a precursor to potential market troubles, earning it

the analogy of being the "canary in the mine" as it tends to exhibit signs of distress before the equity market.

Corporations also issue corporate bonds, representing a substantial portion of the credit market. Investors lend money to companies through corporate bonds to support finance projects like city housing initiatives.

11.2.1 Types of Credit Markets

When they need funding, corporations, national governments, and municipalities can issue bonds. Investors buy these bonds and effectively lend money to the issuer; in return, the issuer pays interest to the investors on the bonds, and upon maturity, the investors can either sell the bonds back to the issuer at their face value or trade them with other investors at prices that may differ from the face value. Other credit market segments are slightly more complex than traditional bonds. One such component involves consumer debt, which is bundled together and sold as investment securities. The buyer of these securities receives interest payments on the bundled debt, but if a sizable portion of borrowers in the bundled pool default on their loans, the buyer of these securities may be forfeited.

11.2.2 Comparison of Credit Market and Equity Market

The credit market and the equity market offer distinct investment opportunities to investors. Investors can invest in corporate or consumer debt, such as bonds, in the credit market. Investors lend money to the issuer by purchasing bonds and participating in the credit market. On the other hand, the equity market allows investors to invest.

11.2.3 Example Illustrating the Credit Market

In 2017, Apple Inc (AAPL) issued \$1 billion worth of bonds with a maturity date set for 2027. These bonds provide a coupon payment of 3%, distributed semi-annually. The bonds have a face value of \$1000, payable upon maturity. Investors seeking a steady income stream may purchase these bonds, assuming they have confidence in Apple's ability to pay. It implies bondholders could receive coupon payments while potentially experiencing an increase in the bond's value if they purchased it towards the lower end of the range. Conversely, those who bought near the upper end would have witnessed a decline in bond value but still received coupon payments.

Bond prices fluctuated due to factors such as company-specific risks and changes in overall economic interest rates. When interest rates rise, the fixed coupon on the bond becomes

comparatively less attractive, leading to a decrease in bond prices. Conversely, if interest rates decline, the higher fixed coupon becomes more appealing, increasing bond prices.

11.3 Summary

- The Lemon Market Theory, first presented by George A. Akerlof in 1970 in his influential paper titled "The Market for Lemons: Quality Uncertainty and the Market Mechanism," explores the issue of identifying markets that sell good products when faced with poor-quality suppliers.
- Akerlof argues that sellers of low-quality products have incentives to sell their goods, which include guarantees, warranties, and brand names, thereby exacerbating the problem of quality uncertainty.
- The impact of lemon markets can be either positive or negative. A positive result can prevent the growth of a lemon market, whereas a negative impact establishes a thriving lemon market, forcing out high-quality products.
- The credit market encompasses companies and governments raising capital by issuing debt to investors. It includes various debt instruments.
- Its condition serves as an indicator of the overall well-being of the markets and the economy as a whole. The credit market is often seen as a precursor to potential market troubles, earning it the analogy of being the "canary in the mine" as it tends to exhibit signs of distress before the equity market.
- The credit market and the equity market offer distinct investment opportunities to investors. Investors can invest in corporate or consumer debt, such as bonds, in the credit market. Investors lend money to the issuer by purchasing bonds and participating in the credit market.

11.4 Keywords

- Theory of Lemon: The theory of lemon, commonly referred to as the "market for lemons," explains how marketplaces with knowledge asymmetry between consumers and sellers can lead to the domination of inferior goods or services, or "lemons," which can hurt market efficiency.
- Credit Market: The financial market known as the "credit market" is where borrowers and lenders conduct transactions involving the borrowing and lending of monies. It includes various credit products, including loans, mortgages, bonds, and other debt securities."

11.5 Self-Assessment Questions

1. What is the main concept behind the theory of lemons?
2. How does adverse selection impact the credit market?
3. What are the consequences of information asymmetry in the credit market?
4. How does reputation play a role in overcoming the issues of the theory of lemons?
5. What are the potential remedies to address the principal-agent problem in the credit market?

11.6 Case Study

Case Title: Adverse Selection in the Credit Market: Managing Information Asymmetry and Risk Assessment in Personal Loans

A lender in the credit market is giving borrowers personal loans. There needs to be more transparency and an informational imbalance between the lender and the borrowers. The lender needs to understand the borrowers' financial situation and creditworthiness. On the other hand, the borrowers are more aware of their financial circumstances. As a result, certain applicants with bad credit histories and high-risk profiles could purposefully provide the lender with false information or omit important facts. This generates an adverse selection situation in which the lender is more inclined to grant loans to hazardous applicants without appropriately assessing their creditworthiness. As a result, the lender ends up with a loan portfolio that is more likely to fail, resulting in financial losses.

Recommendation

It is advised to use techniques that encourage openness and lessen the informational asymmetry between the lender and the borrowers to solve the adverse selection issue in the credit market. The following suggestions must be taken into account:

- **Improved Screening and Verification Processes:** To get more precise and thorough data about the borrowers' financial status and creditworthiness, lenders should strengthen their screening and verification procedures. This may entail performing extensive background investigations, confirming claims of income and employment, and evaluating applicants' risk profiles using credit scoring algorithms. Stricter eligibility requirements can aid in identifying and excluding high-risk borrowers who could give misleading or erroneous information.
- **Information Sharing and Reporting:** Encourage channels for information exchange and reporting within the credit sector. Collaboration between creditors, credit reporting

agencies, and financial institutions can aid in the creation of a thorough credit history database. By giving lenders access to more current and accurate credit information about borrowers, this database can help them analyze risks and make better decisions.

- **Credit Education and Financial Literacy:** Promote credit education and financial literacy initiatives to help borrowers better understand the credit application process, obligations, and outcomes. Borrowers are more likely to offer correct information and make wise judgments if their knowledge and awareness increase. This may lessen the temptation to give inaccurate or deceptive information when applying for a loan.
- **Risk-Based Pricing and Loan Terms:** Risk-based pricing and loan terms must be implemented to represent borrowers' creditworthiness accurately. Depending on the calculated risk profile of each borrower, lenders may change interest rates, repayment schedules, and loan amounts. By doing this, responsible borrowing is encouraged, and higher-risk borrowers are guaranteed to pay a fair price for their creditworthiness.

Conclusion

A multifaceted strategy that supports openness increases screening procedures, promotes information sharing, and improves borrowers' financial literacy is necessary to address the issue of adverse selection in the credit market. By implementing these guidelines, lenders can lower the risks of adverse selection, lessen financial losses from high-risk loans, and maintain a more sustainable loan portfolio. Striking a balance between guaranteeing ethical lending practices and granting access to credit is crucial.

Questions to Consider:

- How does the theory of lemons apply to the given case in the credit market?
- What are the consequences of adverse selection in the credit market for the lender?
- How can the credit market mitigate the effects of information asymmetry and address the challenges posed by the theory of lemons?

11.7 References

- Varian, H.: *Microeconomic Analysis*, W.W. Norton, 3rd Edition, 1992.
- Henderson, M. and R.E. Quandt, *Microeconomic Theory: Mathematical Approach*, McGraw Hill, 3rd edition.
- Gravelle, H. and R. Rees: *Microeconomics*, Pearson Education, 3rd Edition, 2004.

Unit: 12
MARKET SIGNALLING

Learning Objectives:

- To understand the Implications of asymmetric information
- To understand the Market signalling

Structure:

- 12.1 Implications of asymmetric information
- 12.2 Market signalling
- 12.3 Summary
- 12.4 Keywords
- 12.5 Self-Assessment Questions
- 12.6 Case Study
- 12.7 Reference

12.1 Implications of Asymmetric Information

The concept of perfect competition in economic models assumes perfect information, but economic participants do not possess complete and efficient information. This means that both consumers and producers make decisions in the presence of uncertainty.

In practical terms, business decisions can result in mistakes and errors when information is incomplete and imperfect. Previously, market failures were attributed to public goods and externalities. However, a new theory called "Economics of Information" has been developed to explain market failure in the context of imperfect and costly information.

Since uncertainty is a fundamental characteristic of the economic system, economic participants may possess imperfect information at best. By "imperfect information," we mean a lack of certain knowledge about the probability of specific outcomes.

On the other hand, information becomes asymmetric when one participant, such as a seller, possesses better information about the probability of an outcome than others, such as a buyer. However, asymmetric information is closely related to the concept of incomplete information. The idea of asymmetric information forms the foundation of the "Economics of Information." Asymmetric information arises when economic agents involved in a transaction possess different information about the transaction. For instance, suppliers may have better knowledge about a product's quality than buyers. In such cases, where buyers have limited or no knowledge about the product's quality, the informed agents (i.e., sellers) tend to exploit the uninformed or under-informed buyers.

The automobile market is often cited as an example of asymmetric information, where both defective and second-hand cars and good or brand-new cars are sold. In the case of second-hand cars, there is an information asymmetry between buyers and sellers, as sellers possess complete information about the car's quality compared to prospective buyers.

Since information is a valuable and costly resource, sellers typically only provide some information to buyers. The proponents of this theory have demonstrated that poor-quality cars tend to drive good-quality cars out of the market. Nobel Prize-winning economist George Akerlof popularised this new branch of economics in 1970.

12.1.1 Implications of Asymmetric Information: Adverse Selection and Moral Hazard

The implications of incomplete and imperfect information, such as in the old car market, insurance market, and health market, give rise to the problems of adverse selection and moral hazard. In these markets, buyers and sellers may possess varying levels of information, with one party having more knowledge about the hidden or unobservable qualities of the product than the other.

For example, in the second-hand car market, sellers are better informed about the actual quality of their cars. They tend to withhold accurate information from less educated buyers, exploiting their lack of knowledge. Consequently, buyers tend to select goods with less desirable features, leading to adverse selection. Adverse selection occurs when one party possesses greater information about the product's quality than the other, resulting in a higher proportion of low-quality goods sold than high-quality goods. It can be viewed as a problem of "hidden information."

Consider the health insurance market as another example. Unhealthy individuals are more inclined to purchase health insurance due to their higher risk of illnesses. Insurance companies may need more comprehensive knowledge about the health condition of insured individuals. As a result, they end up insuring more high-risk individuals, while low-risk healthy individuals are less interested in such transactions. This phenomenon is known as adverse selection within the insurance market.

In contrast, moral hazard refers to a different issue. It arises when an individual alters their behaviour after purchasing a product. This is often observed in the health, car, or fire insurance markets. For instance, an insured person may increase their cigarette consumption, knowing that the insurance company will cover any treatment costs resulting from their smoking-related health issues. A moral hazard occurs when one party cannot observe the actions of the other due to incomplete information, leading to a "hidden action" problem.

Due to the limitations of knowing every aspect of the party's behaviour and the actual product quality, market exchanges could be more efficient. Dishonest practices and fraud may occur, leading to inefficient market resource allocation.

12.2 Market Signaling

Market signalling is the phenomenon of specific market actors' actions or behaviours revealing their traits, motives, or the calibre of their goods or services. It is a strategy used by people or businesses to try and explain their knowledge asymmetry to other market participants, lowering uncertainty and fostering trust.

Market signalling in economics is based on the notion that in asymmetric information, when one party has more knowledge than the other, the superior party can send signals to the inferior party to expose their concealed traits or intentions. These signals set oneself apart from competitors and achieve a competitive edge.

Advertisement campaigns, branding, product quality certifications, warranties, testimonials, and even price tactics are all examples of market signalling. These behaviours or signals are intended to instill in customers a sense of worth, dependability, or superiority, influencing their purchase decisions.

For example, a corporation may invest much in advertising to indicate its strong brand and product quality to consumers. Consumers may trust the company's offers if it regularly delivers high-quality items and maintains a favourable brand image. Similarly, a job candidate with a prominent degree or relevant certificates indicates to potential employers that they have specific credentials or talents.

The legitimacy and dependability of the signals transmitted determine the success of market signalling. The effect of the signals may be diminished if they are not viewed as authentic or are easily mimicked by others. Furthermore, market signalling can be manipulated or deceived, resulting in negative effects. As a result, understanding and interpreting market signals necessitates rigorous study and evaluation of the unique environment and market dynamics.

12.2.1 Importance

The following statements can be used to summarise the significance of market signalling:

- **Information transmission:** Market signalling is essential in bridging the information gap between buyers and sellers. It allows market actors to communicate significant information about their goods, services, or features that might not be immediately obvious. This facilitates effective decision-making by lowering uncertainty.
- **Differentiation and competitive advantage:** Successful market signalling

enables companies to differentiate themselves from rivals and develop a differentiating selling offer. Companies may draw clients and achieve a competitive advantage by communicating signals of superior quality, dependability, or distinctive characteristics.

- **Building reputation and trust:** Market signalling helps businesses gain consumers' confidence and establish a good reputation. Delivering the signals supplied consistently may increase trustworthiness and credibility, resulting in long-term customer loyalty and favourable word-of-mouth.
- **Price determination:** Price perception can be influenced by product quality, brand image, or customer happiness signals. Customers may be prepared to pay more for a product or service if they perceive higher quality or value based on the signals received.
- **Efficient resource allocation:** Effective market signalling aids in allocating resources by allowing purchasers to make informed decisions. When signals adequately depict market players' genuine traits or intents, help may be assigned to those who can give the most value or satisfy specific demands, resulting in improved overall market results.
- **Market efficiency:** Market signalling improves market efficiency by eliminating information asymmetry. It helps buyers and sellers align their interests, enables easier transactions, and promotes fair competition.
- **Risk management:** Market signalling can also help manage particular transactions.

Warranties, guarantees, and certifications offer customers comfort regarding a product's quality or dependability, lowering the perceived risks associated with the purchase.

12.3 Summary

- The concept of perfect competition in economic models assumes perfect information, but economic participants do not possess complete and efficient information. This means that both consumers and producers make decisions in the presence of uncertainty.
- In practical terms, business decisions can result in mistakes and errors when information is incomplete and imperfect. Previously, market failures were attributed to

public goods and externalities. However, a new theory called "Economics of Information" has been developed to explain market failure in the context of imperfect and costly information.

- The implications of incomplete and imperfect information, such as in the old car market, insurance market, and health market, give rise to the problems of adverse selection and moral hazard. In these markets, buyers and sellers may possess varying levels of information, with one party having more knowledge about the hidden or unobservable qualities of the product than the other.
- Market signalling is the phenomenon of specific market actors' actions or behaviours revealing their traits, motives, or the calibre of their goods or services. It is a strategy used by people or businesses to try and explain their knowledge asymmetry to other market participants, lowering uncertainty and fostering trust.
- Market signalling in economics is based on the notion that in asymmetric information, when one party has more knowledge than the other, the superior party can send signals to the inferior party to expose their concealed traits or intentions. These signals set oneself apart from competitors and achieve a competitive edge.
- Market signalling is essential in bridging the information gap between buyers and sellers. It allows market actors to communicate significant information about their goods, services, or features that might not be immediately obvious. This facilitates effective decision-making by lowering uncertainty.

12.4 Keywords

- **Asymmetric information:** When one side of a transaction has more knowledge than the other, an imbalance might affect how decisions are made and how the market performs. This is known as asymmetric information.
- **Adverse selection:** Adverse selection happens when one party to a transaction has more knowledge than the other party regarding a product's or service's quality or features, which causes a disproportionate number of lower-quality products or services to be available on the market.
- **Moral hazard:** This is the circumstance in which one party behaves differently following a transaction because they are shielded from the unfavourable effects of their conduct. The party with inadequate knowledge may take more risks or behave

negligently.

- **Market signalling:** Market signalling is the process through which market actors communicate information about their products, services, or traits to others, intending to reduce information asymmetry and influence market outcomes. Pricing, branding, warranties, certifications, and other techniques of expressing quality or worth are all examples of market signals.

12.5 Self-Assessment Questions

1. What are the two main problems that can arise due to asymmetric information in markets?
2. How does adverse selection occur in market transactions?
3. Provide an example of adverse selection in a real-world market.
4. What is a moral hazard and how does it relate to incomplete information?
5. Explain the role of market signaling in overcoming information asymmetry.

12.6 Case Study

Title: XYZ Electronics' Market Signalling Strategies

XYZ Electronics, a firm, has created a new smartphone with cutting-edge features and best-in-class performance. However, given the fierce competition in the smartphone industry, prospective customers can doubt the product's dependability and quality. XYZ Electronics chooses to use market signalling tactics to get around this knowledge asymmetry and advertise the superior quality of its smartphone. They make significant marketing investments that promote their smartphone's cutting-edge capabilities, durable construction, and enthusiastic customer feedback. To verify their product's performance and safety criteria, they also get third-party certifications from renowned technological organisations. By using market signalling strategies, XYZ Electronics hopes to increase sales and acquire a competitive edge by establishing credibility and trust with potential customers.

Recommendations:

Strengthen Market Signalling: XYZ Electronics should keep funding advertising campaigns that highlight the unique qualities and advantages of its smartphone. Utilising influencer alliances, social media promotions, and targeted advertising campaigns may help brands better reach their target audiences and increase their exposure.

Enhance Customer Testimonials: Obtaining genuine client evaluations and testimonials may significantly influence how prospective consumers see your business. Online reviews, case studies, and testimonials from pleased customers can help further to establish the smartphone's reputation for dependability and excellence.

Continuous Innovation: XYZ Electronics should prioritise product development and ongoing innovation to keep its competitive advantage. Regular upgrades, enhancements, and the addition of new features will show how dedicated they are to offering cutting-edge technology and accommodating changing client demands.

Questions to Consider:

- 1 Why is market signalling important in a competitive market?
- 2 What are some common methods used for market signalling?
- 3 How does market signalling help reduce information asymmetry between buyers and sellers?
- 4 Provide an example of a company that successfully utilized market signaling to establish a strong brand reputation.

Conclusion:

By implementing market signalling tactics, XYZ Electronics has been able to solve the knowledge asymmetry that is pervasive in the smartphone sector. The business has built confidence and trust with potential consumers by utilising effective marketing campaigns, emphasising product excellence, and obtaining third-party certifications. These initiatives aid in boosting sales and getting an edge in the fiercely competitive smartphone industry.

XYZ Electronics has to keep spending money on marketing, improving customer reviews, and emphasising innovation if they want to continue to be successful. XYZ Electronics can maintain its status as a dependable and trustworthy company in the smartphone market by continually keeping its promises and exceeding client expectations.

12.7 References

- Varian, H.: Microeconomic Analysis, W.W. Norton, 3rd Edition, 1992.
- Henderson, M. and R.E. Quandt, Microeconomic Theory: Mathematical Approach, McGraw Hill, 3rd edition.
- Gravelle, H and R. Rees: Microeconomics, Pearson Education, 3rd Edition, 2004.

Unit: 13
GAME THEORY

Learning Objectives:

- To understand the game theory.
- To understand the sequential and simultaneous games.

Structure:

- 13.1 Game theory
- 13.2 Sequential and simultaneous games.
- 13.3 Dominant strategies and elimination of dominant strategies.
- 13.4 Nache Equilibrium
- 13.5 Summary
- 13.6 Keywords
- 13.7 Self-Assessment Questions
- 13.8 Case Study
- 13.9 Reference

13.1 Game Theory

Game theory is a conceptual framework for analyzing social scenarios involving competing individuals. It can be considered the study of strategic decision-making by independent actors in interactive situations. Notable contributors to the development of game theory were mathematician John von Neumann and economist Oskar Morgenstern. John Nash, a mathematician, further expanded on their work and made significant contributions.

In game theory, the focus lies on the game itself, representing an interactive situation involving rational players. The strategies chosen by the players influence the game's outcome, and their payoffs depend on these strategies. The game model encompasses the players' identities, preferences, available methods, and how these strategies impact the final result. Additional requirements or assumptions may be necessary depending on the specific model.

Game theory finds applications in various fields, such as psychology, evolutionary biology, warfare, politics, economics, and business. Despite its progress, game theory is still considered a developing discipline.

13.1.1 The Impact of Game Theory

Game theory has a wide-ranging impact across various industries and fields of study, making it a versatile and significant theory to understand. Here are several areas directly influenced by game theory:

- **Economics:** Game theory has revolutionized economics by addressing critical issues in previous mathematical economic models. It offers insights into entrepreneurial anticipation and tackles challenges associated with imperfect competition, which were previously difficult for neoclassical economics to comprehend. Game theory shifts the focus from steady-state equilibrium to understanding the market process. Economists often employ game theory to analyze the behavior of firms in an oligopoly, aiding in predicting outcomes when firms engage in actions like price-fixing and collusion.

- **Business:** In business, game theory proves invaluable for modeling competitive behaviors among economic agents. Businesses face strategic choices that impact their ability to achieve financial gains. For example, they must decide whether to retire existing products, develop new ones, or choose different marketing strategies. Businesses also engage in competition, either externally against other market participants or internally, by setting goals to outperform their previous performance. Companies constantly vie for resources, seek to attract top talent away from competitors, and strive to capture customer attention from rival products. The application of game theory in business often resembles a game tree, where a company starts at one position and must make a series of decisions, with the outcome and payoff becoming apparent only after all decisions have been made.

13.2 Sequential and Simultaneous Games

13.2.1 Sequential Games

Sequential games are a type of gameplay where players take turns to make their moves, allowing each player to observe the actions of others before deciding their own course of action. This format ensures that players have knowledge of the activities made by their opponents and can strategically plan their subsequent moves accordingly. In contrast, simultaneous games involve players making their moves simultaneously without access to information about the actions of other players.

Sequential games rely on the interactions and decisions of players, with each move influenced by the preceding moves of others. A classic example of a sequential game is the game of chess, where players alternate turns based on the positions of the pieces and the moves made by their opponent. However, it is essential to note that certain games, such as online slot games that utilize a Random Number Generator (RNG), operate independently of previous moves or player decisions.

13.2.2 Simultaneous Game

A simultaneous game, also known as concurrent or static play, occurs when players engage simultaneously without knowing each other's moves or actions. In this type of game, players make decisions independently, without substantial information about the strategies chosen by their opponents. This is in contrast to sequential games, where players consider the actions of others in their decision-making process.

The classic example of a simultaneous game in game theory is the "Prisoner's Dilemma." In this game, two suspects are arrested and held in separate cells. The prosecutor presents each prisoner with a deal: if one stays silent and the other confesses, the confessor receives a reduced sentence while the silent one faces a harsher punishment. If both prisoners remain silent, they receive a moderate sentence; if both confess, they receive a somewhat harsher punishment. Crucially, the players make their choices simultaneously without knowing the other player's decision.

13.3 Extensive Forms and Normal Forms

13.3.1 Extensive Form

In game theory, sequential games are represented graphically using the extended form. It is made of a tree-like structure depicting the players' course of action over time. This form thoroughly defines the game, including players' decision-making opportunities, accessible options, and the results connected to each conceivable action combination.

The branches that emerge from each node in the extended form indicate the options open to a player at each decision point. Each player decides in turn as the game advances from left to right. Terminal nodes, which give information about the rewards or utilities the players gain depending on the activities made during the game, are used to symbolize the ultimate results. The extended form is handy for analyzing games with incomplete information and simultaneous movements. It thoroughly evaluates strategy, move timing, and possible strategic exchanges between players. The extended form provides a complete framework for analyzing strategic decision-making in games by evaluating all conceivable sequences of

actions and their accompanying consequences.

13.3.2 Normal Form

In game theory, the normal form, often known as the strategic form, is an alternate representation used to analyze simultaneous games. The normal form, as opposed to the extended form, portrays the game in a tabular manner that summarizes the players' tactics and their related payoffs.

The typical form lists each player's tactics as rows and the potential combinations of strategies all players select as columns. The intersection of a row and a column represents the payoffs or utilities for each player as a result of the strategy adopted. The usual form describes the game concisely and simplifies it, emphasizing strategic decisions and their effects.

The usual form is especially effective for analyzing games with comprehensive information, in which players make decisions concurrently and are aware of their opponent's strategy. It enables the study of strategic interactions, the discovery of dominant strategies, and the calculation of equilibrium solutions such as Nash equilibria.

While the normal form does not represent the sequential character of decision-making in games, it helps examine strategic interactions and forecast player behavior in concurrent games. It provides a clear and straightforward picture that aids analysis and comprehension of strategic decision-making in game theory.

13.4 Dominant Strategies and Elimination of Dominated Strategies

According to game theory, a dominant strategy guarantees a player the best result regardless of the decisions made by other players. No matter the situation or what the adversaries do, this tactic is always favorable. A player's dominant approach becomes their best option since it assures them of the most advantage or payout.

When a player chooses a dominant strategy, they will always be better off doing so than if they

choose one of their opponent's tactics. This implies that the player with the dominant approach will always attain the best outcome, regardless of other players' actions. It gives the gamer a competitive advantage and helps them maximize their benefits in the game.

13.4.1 Elimination of Dominated Strategies:

Elimination of dominated strategies is a technique for simplifying a game and focusing on the most important strategic options. A dominated strategy always produces a poorer result than another alternative strategy, regardless of the decisions made by other players. The game may be simplified, and attention can be put on the most promising choices by removing the dominated methods.

Eliminating dominated strategies entails methodically eliminating methods that are completely dominated by other tactics. A strictly dominated approach is always inferior to another strategy, regardless of other players' performance. Rational players would never use strictly dominated tactics since they are always suboptimal and result in negative outcomes.

The game is simplified by removing dominated strategies, and the remaining strategies are deemed more meaningful and successful. This enables a more thorough examination of the game's dynamics and potential outcomes. Eliminating dominated tactics aids in identifying strategy options that are genuinely impactful and can lead to the best results.

Overall, the idea of dominating strategies and the removal of dominated methods are significant tools in game theory that aid in the simplification of complicated games and the identification of the most favorable options for participants. They contribute to a better knowledge of game dynamics and provide vital insights into strategic decision-making.

13.4.2 Example of Dominated Strategies

Think about the following strategic situation we wish to simulate as a game. In the city's heart, two bars, Bar A and Bar B, are situated next to one another. Each bar chooses:

13.4.3 Creating a Payoff Matrix

To set the price of a drink at \$2, \$4, or \$5 to maximize earnings, and considering there are 60 possible patrons in each bar 20 of whom are locals and 40 are visitors. Locals will select randomly between two bars if their prices are the same and purchase from the one with the lowest pricing. In any case, tourists will pick a pub at random. Once we've identified the players and their strategies, we can begin to create our payoff matrix.

		Bar B		
		\$2	\$4	\$5
Bar A	\$2			
	\$4			
	\$5			

Figure 1: Empty Payoff Matrix

Now, we can assign the payoffs. It is specified that the primary goal for each bar is to maximize revenue, which is determined by the number of beers sold multiplied by the price. Consider the strategy profile (\$2, \$5), representing Bar A charging \$2 and Bar B charging \$5. In this scenario, all the local customers choose Bar A, along with half of the tourists. As a result, Bar A sells 40 beers for \$2 each, generating a revenue of \$80. On the other hand, Bar B only manages to attract half of the tourists due to its higher price. As a result, Bar B sells 20

		Bar B		
		\$2	\$4	\$5
Bar A	\$2			80, 100
	\$4			
	\$5			

beers for \$5 each, resulting in are venue of \$100.

Figure2:BeginningtoPopulat
etheMatrix

We can then fill in the rest of the table, calculating revenues in the same way.

		Bar B		
		\$2	\$4	\$5
Bar A	\$2	60, 60	80, 80	80, 100
	\$4	80, 80	120, 120	160, 100
	\$5	100, 80	100, 160	150, 150

Figure3: Completed Payoff
Matrix

It is important to recognize that neither player possesses a dominant strategy. Bar A does not have a pricing option that guarantees higher revenues than any other possible price, regardless of the price Bar B chose.

13.4.4 Example of Eliminating Strictly Dominated Strategies

- **FIRSTROUND OF DELETION**

In this game of complete information, it has been established that Bar A will only choose \$2

if it is a strictly dominated strategy. However, since Bar B is aware of Bar A's payoffs, it can also recognize that \$2 will never be played by Bar A. Therefore, both players can reasonably expect that \$2 will never be chosen. We can eliminate the dominated strategy from the payoff matrix, resulting in the following:

		Bar B		
		\$2	\$4	\$5
Bar A	\$2	60, 60	80, 80	80, 100
	\$4	80, 80	120, 120	160, 100
	\$5	100, 80	100, 160	150, 150

Figure4:FirstRoundofDeletion

By removing these dominated strategies, we eliminate the outcome possibilities where dominated strategies are played, aligning with our objective.

- **SECONDRUNDOFDELETION**

After the first round of deletion, we are left with four strategy profiles and their corresponding outcomes. Now, let's consider the perspective of Bar A once again. Bar A knows that it will not play \$2, and it is aware that Bar B also knows this. When comparing the remaining strategies of

\$4 and \$5, Bar A realizes that, without the option of \$2 for either player, \$5 becomes dominant strategy compared to \$4. This can be observed from the following comparisons:

		Bar B		
		\$2	\$4	\$5
Bar A	\$2	60, 60	80, 80	80, 100
	\$4	80, 80	120, 120	160, 100
	\$5	100, 80	100, 160	150, 150

Figure5: Second Round of Deletion

If Bar B prices its beer at \$4, the payoff is \$120, while pricing at \$5 yields \$100. If Bar B prices its beer at \$5, pricing at \$4 is \$160, while pricing at \$5 is \$150.

Therefore, pricing at \$5 is never the best response to any strategy a rational player would choose since it is dominated. Hence, we can eliminate it from the matrix. The same reasoning also applies to Bar B, as the game is symmetric.

By iteratively removing strictly dominated strategies, we refine the game matrix and focus on the remaining strategic choices that are more promising and lead to better outcomes.

13.5 Nash Equilibrium

Nash equilibrium, a concept in game theory, refers to the optimal outcome where players have no incentive to deviate from their initial strategies. Despite being aware of their opponents' strategies, players stick with their original choices because they are deemed optimal for each player, given the strategies of others. In Nash equilibrium, no player can unilaterally change their strategy to gain any additional benefit from changing their actions. It is worth noting that a game can have multiple Nash equilibria or none at all.

The term "Nash equilibrium" derives from its inventor, an American mathematician, John Nash. Considered a fundamental concept in game theory, it aims to mathematically and logically determine the actions participants should take to achieve the best outcomes for themselves. The significance of Nash equilibrium lies in its broad applicability across various disciplines, from economics to social sciences.

Players disclose their strategies to one another to identify Nash equilibrium quickly or determine its existence. If no player chooses to alter their strategy upon learning about the methods of others, it confirms the presence of Nash equilibrium.

13.5.1 Comparison of Nash Equilibrium and Dominant Strategy

Nash equilibrium and dominant strategy are two strategies commonly discussed in game theory. Nash equilibrium refers to the optimal strategy where players remain committed to their initial choices while being aware of their opponent's strategies and assuming that all players maintain the same strategy.

On the other hand, the dominant strategy asserts that a player's chosen strategy will yield better results than any other possible strategy, regardless of the strategy chosen by the opponent.

While both concepts share similarities, they have distinct characteristics. Nash equilibrium emphasizes that no player can benefit from changing their strategy if all other players remain consistent. In contrast, the dominant strategy focuses on a player selecting a strategy that leads to the best outcome regardless of the methods chosen by other players. It is important to note that a dominant strategy can be part of a Nash equilibrium, but a Nash equilibrium may not always represent the best strategy in a game.

13.5.2 Example of Nash Equilibrium

Let's consider a game between two players, Tom and Sam. In this game, both players can select strategy A, which results in a gain of \$1, or strategy B, which leads to a loss of \$1. It is logical for both players to choose strategy A, resulting in a payoff of \$1 for each of them.

If we were to reveal Sam's strategy to Tom and vice versa, we would observe that both players follow their initial choice. The knowledge of the other player's move has little impact and does not alter the behavior of either player. This situation, where both players remain committed to their initial choices, represents a Nash equilibrium, denoted by outcome A.

		TOM	
		A	B
SAM	A	1,1	1,-1
	B	-1,1	0,0

Figure5:Nash Equilibrium

13.6 Summary

- Game theory is a conceptual framework for analyzing social scenarios involving competing individuals. It focuses on strategic decision-making by independent actors in interactive situations. Key contributors include mathematician John von Neumann and economist Oskar Morgenstern.
- Game theory has revolutionized economics by addressing critical issues in previous mathematical economic models. It provides insights into entrepreneurial anticipation and tackles challenges associated with imperfect competition, which were previously difficult for neoclassical economics to comprehend.
- Sequential games are a type of game play where players take turns to make their

moves, allowing each player to observe the actions of others before deciding their own course of action.

- A simultaneous game, also known as concurrent or static play, occurs when players engage simultaneously without knowing each other's moves or actions. In this type of game, players make decisions independently, without substantial information about the strategies chosen by their opponents.
- In game theory, sequential games are represented graphically using the extended form. It is made of a tree- like structure depicting the players' course of action overtime.
- According to game theory, a dominant strategy guarantees a player the best results regardless of the decisions made by other players. No matter the situation or what the Adversaries do, this tactic is always favorable. A player's dominant approach becomes their best option since it assures them of the most advantage or payout.
- Elimination of dominated strategies is a strategy for simplifying a game and focusing on the most important strategic options. A dominant strategy always produces a poorer result than another alternative strategy regardless of the decisions made by other players. The game may be simplified, and attention can be put on the most promising choices by removing these dominating methods.

13.7 Keywords

- **Sequential Games:** Sequential games are a type of game play in game theory where players make their moves one after another, with each player's decision influenced by the previous actions of other players.
- **Simultaneous Games:** Simultaneous games are a type of game playing theory where players make their moves simultaneously without knowing the actions or activities of their opponents.

13.8 Self-Assessment Questions

1. What is the main difference between sequential games and simultaneous games?
2. How are extensive forms and normal forms used to represent different types of

games?

3. What is a dominant strategy and why is it significant in game theory?
4. How does the elimination of dominated strategies contribute to finding the optimal solution in a game?
5. What is Nash equilibrium and why is it considered an important concept in game theory?

13.9 Case Study

Case Title: Pricing Strategies and Competition between Company X and Company Y

Consider a scenario in which Company X and Company Y compete for a specific product on the market. A high price and a low price are the two pricing alternatives offered by Company X. A high price and a low price are the two pricing alternatives offered by Company Y. Pricing policies and competition responses impact the profitability of both businesses. Any business aims to increase its profit. When both companies have settled on their pricing strategies, the Nash equilibrium results and neither is motivated to adjust those methods to boost profits.

Recommendations:

- **Differentiate the Product:** To achieve a competitive edge, Companies X and Y should concentrate on differentiating their products from one another. They may support their price plans and draw clients prepared to pay more by emphasizing special features, greater quality, or extra value-added services.
- **Monitor Market Trends:** Both businesses must keep a careful eye on market developments, such as consumer preferences, pricing tactics used by rivals, and general market dynamics. They may proactively modify their pricing plans to preserve competitiveness and respond to changing client needs by being educated and sensitive to market developments.
- **Value-based Pricing:** Both business should consider using a value-based pricing strategy rather than merely depending on high or cheap pricing options. This entails basing product price on the perceived value consumer receive from the items. They may

maximize profitability and draw clients looking for a reasonable balance between price and value by setting pricing in line with customer preferences and readiness to pay.

Questions to Consider:

- 1 In the given scenario, what does it mean for apprising strategy to be in Nash equilibrium?
- 2 What conditions need to be satisfied for a Nash equilibrium to occur in a competitive market?
- 3 Can a Nash equilibrium be reached in a situation where the companies have more than two pricing options? Why or why not?

Conclusion:

Pricing strategies are crucial in establishing profitability in a market setting when companies X and Y are engaged in fierce competition. The Nash equilibrium, in which both businesses agree on their pricing strategies and are unmotivated to change their operating procedures, denotes a standstill in profit maximization.

13.10 References

- Varian, H.: Microeconomic Analysis, W.W. Norton, 3rd Edition, 1992.
- Henderson, M. and R.E. Quandt, Microeconomic Theory: Mathematical Approach, McGrawHill, 3rd edition.
- Gravelle, Hand R. Rees: Microeconomics, Pearson Education, 3rd Edition, 2004.

Unit: 14
TYPES OF GAMES

Learning Objectives:

- To understand the Dynamic games
- To understand the backward induction

Structure:

- 14.1 Dynamic Games
- 14.2 Backward Induction
- 14.3 Subgame Perfect Equilibrium

14.1 Dynamic Games

Strategic decision-making in a dynamic and changing environment is the focus of dynamic games, sometimes referred to as dynamic or sequential stochastic games. Dynamic games, in contrast to simultaneous games, occur throughout several periods, with players making decisions sequentially while considering other players' actions and choices.

Dynamic games require players to anticipate and respond to other players' actions and plans as the game develops. The choices made by each player at any one time impact the subsequent decisions and results in the game. The interdependence of choices made over time gives the game a dynamic quality and adds strategic complexity.

Game theorists employ various mathematical frameworks, such as extended forms or game trees, to describe the sequence of choices and their outcomes in order to analyse dynamic games. The game tree displays each stage's player actions, available information, and the results or products. The nodes represent the decision points in the tree, while the branches show the players' potential courses of action.

Players may possess varying informational sets or knowledge of the prior activities of other players in dynamic games. Players must consider their actions and the partial or defective information they access, which adds another level of complexity. Various assumptions or opinions may influence a player's decision-making process regarding the behaviours and tactics of other players.

14.1.1 Impact Of Dynamic Games

Dynamic games substantially affect game theory and have broad ramifications in various disciplines. These are a few of the significant impacts of dynamic games:

- **Strategic Decision-Making:** Dynamic games offer a framework for deconstructing and comprehending strategic decision-making in dynamic and changing situations. Players can make well-informed judgments that consider the tactics and behaviours of other players over time by taking into account the sequence of acts and reactions.
- **Complex Interactions:** Dynamic games effectively represent the intricate relationships and interconnections between participants. In a dynamic game, one player's choices might have repercussions and affect the options and results of other players. This makes it possible to depict strategic interactions in the actual world accurately.

- **Optimal Strategy Determination:** Dynamic games assist players in determining their best strategies by considering the long-term effects of their choices. The game tree may be examined to find sub game-perfect Nash equilibrium, allowing players to make tactical decisions to maximize their rewards.
- **Economic Applications:** Dynamic games have important implications for economics. They are used in the modelling and analysis of price choices, market dynamics, and company competitiveness. Dynamic game theory sheds light on how participants in various economic settings should strategically engage to accomplish their goals.
- **Political and Social Sciences:** Dynamic games may also be used in these fields. They can aid in analyzing tactical exchanges in discussions, coalition building, voting patterns, and policy-making procedures.

Backward induction is an iterative technique in game theory that entails using backward reasoning to solve lengthy finite form and sequential games and ascertain the sequence of best actions from the conclusion of a problem or situation.

The use of backward induction in game theory dates back to the 1944 publication of "Theory of Games and Economic Behaviour" by John von Neumann and Oskar Morgenstern, which established game theory as an academic discipline. This process continues backwards until the best move is determined for every point in time. The goal of backward induction is to establish the Nash equilibrium for each sub game within the original game.

14.2.1 Process of Backward Induction

Backward induction is a method employed by a player to determine their move at a particular stage by reasoning backwards in time. The player takes into account the end of a problem or situation and makes present decisions based on this backward reasoning. It should be noted that while rational behavior, as highlighted in this theory, may sometimes align with real-life behavior, the theory does not accurately predict human behavior. Within this framework, the player who makes the final move in a game adopts an optimal strategy derived from this theory. Subsequently, the player's action preceding the last player is determined based on the action taken by the final player. This backward progression continues until the best optimal action for each sub game is established.

14.2.2 Example of Backward Induction

Consider the following example to better grasp how reverse induction works. The first player in the game, Player X, chooses to accept the cache worth \$4 or pass it. Player X and Y will each receive \$2 if Player X decides to take the cache, and the remaining \$4 will be split evenly between them. However, if Player X chooses to pass the stash, he or she must choose between taking or passing the hoard. If Player Y likewise chooses to pass, Player Y obtains an additional sum in addition to the initial \$2, but Player X does not receive an additional sum. However, the game's outcome will be equal for both players, provided they work together and keep passing the stockpile. In contrast, if they don't work together, the results are different, and the rewards are unfair.

14.3 Sub game Perfect Equilibrium (SPE)

A notion in game theory called sub game perfect equilibrium (SPE) outline a strategy for solving games involving consecutive movements. It offers a stricter standard for strategic behavior and refines the Nash equilibrium. SPE represents the notion that players make the best choices possible at each level of a game, considering all subsequent actions' repercussions. We must first appreciate the idea of a sub game in order to understand SPE. Any part of a game that begins at a particular decision point and includes all subsequent actions and tactics is referred to as a sub game. Within the bigger game, it is a separate, more compact game.

A sub game is a segment of a larger game that starts on a specific node and contains all possible actions and outcomes that might happen after that node. A sub game needs to be self-contained, so it can't depend on the game's earlier events. Components of SPE

Sequential rationality and consistency are two important factors we consider while determining the sub game perfect equilibrium.

- **Sequential Rationality:** According to sequential rationality, each player chooses an action at each decision node that maximizes their projected payout while taking into consideration all subsequent steps and payoffs. Accordingly, players behave as best they can, given their perceptions of the strategies of other players and their own potential rewards.
- **Consistency:** The strategies used in each sub game must be mutually compatible and not

In conflict with one another in order to be consistent. It guarantees that the chosen plans build a believable and coherent approach throughout the game.

14.3.2 Finding SPE

Backward induction is a method of finding **SPE** by working backwards from the end of the game. Finding the best options for each player at each decision node entails working your way up from the last to the first. The theory holds that rational players will pick the optimal course of action by anticipating their own and their opponent's future activities and rewards. Backward induction, for instance, indicates that the **SPE** is to take the pot at the first chance in the centipede game, in which two players alternately choose between taking a more significant portion of a growing pot or handing it to the next player.

14.3.3 Advantages and Limitations of SPE

- **Nash equilibrium** only considers a small portion of the game's sequential structure, whereas **SPE** provides a stricter criterion for strategic behaviour. It offers a potent tool for studying games with consecutive movements and aids in making more accurate predictions.
- Finding the sub game's ideal equilibrium can be difficult, especially in games with plenty of complicated choices. **SPE** also makes assumptions about rationality and comprehensive knowledge, which may only sometimes be accurate.

Unit: 15
OLIGOPOLY MARKETS

Learning Objectives:

- Student will get insight about oligopoly
- Student will get aware about different theories of oligopoly market

Structure:

15.1 Applications with Oligopoly Markets

15.2 Summary

15.3 Keywords

15.4 Self-Assessment Questions

15.5 Case Study

15.6 Reference

15.1 Applications with Oligopoly Markets

A market structure known as an oligopoly is characterized by a few dominant companies. These businesses collaborate strategically with one another and wield considerable market power. The Cournot model, Bertrand model, Stackelberg model, and cartel behavior are just a few of the models used to study oligopoly behavior. Let's look more closely at each of these models and the uses for them:

15.1.1 Cournot Model:

According to the Cournot model, businesses compete with one another by deciding how much output to generate. Every company sets its output level with the assumption that the production of its rivals won't change. This model assumes that businesses are fully aware of market demand and cost structures.

Applications:

- The Cournot model is frequently used in fields like oil, gas, and mining, where businesses generate uniform items.
- When enterprises are analyzing strategic interactions, and need to be fully aware of the costs and production capacities of one another.
- The model enables researchers to examine how mergers and acquisitions impact market competitiveness.

15.1.2 Bertrand Model:

Businesses compete under the Bertrand model by determining pricing rather than quantity. Each company bases its own pricing on the premise that its rivals' prices won't change. If a company's pricing is lower than that of its competitors, it meets all of the demands in the market.

Applications:

- The Bertrand model applies to sectors like consumer goods or services where businesses sell different items.
- It aids in analyzing price competition and comprehending the circumstances in which businesses may use predatory pricing to eliminate rivals from the market.

- The model is helpful for researching how antitrust laws or collusion affect pricing competitiveness.

15.1.3 Stackelberg Model:

The leader-follower connection between enterprises is a notion that the Stackelberg model introduces. The production or price of one company, the leader, is decided upon initially, with consideration given to the response of other companies, the followers, who subsequently choose accordingly. Setting its quantity or price before the followers gives the leader a tactical advantage.

Applications:

- The Stackelberg model is applicable when there is a definite division between market leaders and followers, as there is in the automotive or electronics sectors.
- In a sequential decision-making paradigm, it aids in analyzing strategic business behavior.
- The concept sheds light on the benefits of being an early adopter as well as the followers' reactions to the leader's activities.

15.1.4 Cartel Behavior:

Cartels are created when businesses in an oligopoly agree to coordinate their efforts and jointly maximize earnings. Agreements to limit output, distribute market shares and establish prices are standard components of cartels. These agreements, which may be expressed or implied, are meant to lessen competition among cartel participants. Applications:

Cartel behavior is relevant in industries where companies may coordinate their activities and have substantial market power, such as the oil business (OPEC) or the diamond industry (De Beers). Understanding cartel behavior can help one better comprehend the impact of collaboration on consumer welfare, market outcomes, and the ability of antitrust law to prevent or dismantle cartels.

15.2 Summary

- ❖ Strategic decision-making in a dynamic and changing environment is the focus of dynamic games, sometimes referred to as dynamic or sequential stochastic games. Dynamic games, in contrast to simultaneous games, occur throughout several periods, with players making decisions sequentially while considering other players' actions and choices.
- ❖ The idea of equilibrium is a crucial one in dynamic games. A sub game perfect Nash equilibrium is a profile of tactics where each player's approach is the best, considering all potential future actions and strategies in addition to the game's present state. In

other words, given the other players' strategy, no player is motivated to depart from their selected plan unilaterally.

- ❖ Dynamic games offer a framework for deconstructing and comprehending strategic decision-making in dynamic and changing situations. Players can make well-informed judgments that consider the tactics and behaviors of other players over time by taking into account the sequence of acts and reactions. Dynamic games effectively represent the intricate relationships and interconnections between participants. In a dynamic game, one player's choices might have repercussions and affect the options and results of other players. This makes it possible to depict strategic interactions in the actual world accurately.
- ❖ Backward induction is an iterative process in game theory that involves reasoning backwards from the end of a problem or situation to solve extensive finite form and sequential games and determine a sequence of optimal actions.
- ❖ Backward induction is a method employed by a player to determine their move at a particular stage by reasoning backwards in time. The player takes into account the end of a problem or situation and makes present decisions based on this backward reasoning.
- ❖ A notion in game theory called sub game perfect equilibrium (SPE) outlines a strategy for solving games involving consecutive movements. It offers a stricter standard for strategic behavior and refines the Nash equilibrium. SPE represents the notion that players make the best choices possible at each level of a game, considering all subsequent actions' repercussions.
- ❖ According to the Cournot model, businesses compete with one another by deciding how much output to generate. Every company sets its output level with the assumption that the production of its rivals won't change.
- ❖ Businesses compete under the Bertrand model by determining pricing rather than quantity. Each company bases its own pricing on the premise that its rivals' prices won't change. The leader-follower connection between enterprises is a notion that the Stackelberg model introduces. The production or price of one company, the leader, is decided upon initially, with consideration given to the response of other companies, the followers, who subsequently choose accordingly.

15.3 Keywords

- **Backward induction:** It is a technique in game theory where the analysis starts from the final stage of a game and works backwards, determining optimal strategies at each

stage.

- **Sub game perfect equilibrium:** It is a solution concept in game theory where players' strategies form a Nash equilibrium not only in the overall game but also in every sub game, ensuring consistent optimal decision-making throughout the game.

15.4 Self-Assessment Questions

1. What is backward induction and how is it used in game theory?
2. Define sub game perfect equilibrium and its significance in game theory.
3. Provide an example of an application of backward induction in a real-life scenario.
4. How does sub game perfect equilibrium apply to oligopoly markets?
5. What are some practical applications of game theory in analyzing oligopoly markets?

15.5 Case Study

Case Title: Decision-Making in the Smartphone Market for Companies A and B

The Smartphone market has two rival businesses, A and B. The new flagship gadgets from both firms are ready for sale. The companies must decide on two issues in succession: first, the number of cell phones they will produce, and second, their pricing policy. The market's demand for Smartphone's is hazy and influenced by rival companies' decisions. Decisions are made first by Company A, then by Company B. Profit maximization is a goal shared by both businesses.

Recommendations:

- **Market Research and Analysis:** Company A and Company B should invest significantly in in-depth market research and analysis to make well-informed judgments. They will better understand consumer preferences, market trends, and rivals' tactics as a result. They can more accurately estimate market demand and alter their production and price strategies by acquiring accurate and current data.
- **Collaboration and Partnership:** Collaboration and partnership prospects might be investigated by Company A and Company B in light of the interdependence of their choices. Both businesses can avoid undue rivalry and jointly maximize income by exchanging market knowledge, coordinating production levels, or developing cooperative pricing plans. Collaboration may result in a win-win scenario where both businesses gain from higher consumer satisfaction and market stability.

- Scenario Planning: Given the ambiguity of market demand and the effect of competing companies' actions, it would be advantageous for both firms to engage in scenario planning. They can create backup plans to react appropriately to shifting market conditions by considering various alternative situations, such as varying production volumes and pricing strategies. They can make more quick and flexible judgments in response to shifting conditions.

Questions to Consider:

1. How can backward induction be applied in this scenario to determine the optimal production quantities and pricing strategies for each company?
2. How would you apply backward induction to analyze the optimal production quantities in this scenario?
3. Once the production quantities are determined, how can backward induction be used to determine the optimal pricing strategies for each company?
4. What factors should Company A consider when making its initial decision, knowing that Company B will make its decisions based on the production quantity chosen by Company A?

Conclusion:

Companies A and B must decide sequentially on production volume and pricing in the cutthroat Smartphone market. While both businesses aim to maximize profits, their choices are impacted by market demand, rival activity, and interactions among their own decisions. It is advised that both businesses invest in market research, consider the potential for collaboration, and take part in scenario planning to effectively traverse this difficult environment. Company A and Company B can improve their prospects of attaining profit maximization and maintaining a competitive edge in the Smartphone market by taking well-informed decisions and responding to shifting market conditions.

15.6 References

- Varian, H.: Microeconomic Analysis, W.W. Norton, 3rd Edition, 1992.
- Henderson, M. and R.E. Quandt, Microeconomic Theory: Mathematical Approach, McGraw Hill, 3rd edition.
- Gravelle, H and R. Rees: Microeconomics, Pearson Education, 3rd Edition, 2004.